

VOGLAUER

U montanara

Bad



LIST OF TYPES

(valid after 2023.07.01)

Please always indicate the following specifications:


MODEL: MB | Vmontanara Bad

WOOD:



EM | Wild oak varnished

FRONTGLASS:



M | montegrey

O | optiwhite

WASHBASINS:



Top basin acrylic stone



Undermount basin acrylic stone




Undermount basin glass white



Stone basin / acrylic stone slab

ACRYLIC STONE:

Acrylic stone washbasin available in different colour combinations. Please specify colour for basin and top!



AW | White



AS | Stone grey

INTERNAL DRAWER:



N-S30 | double internal drawer

Construction / loading capacities:

Carcase:	table top veneered in genuine wood			
Fronts:	solid wood (cleft-wood design), satin-finish coloured glass (8 mm) or crystal mirror			
Shelves:	glass shelves 6 mm, coreboard veneered in genuine wood for open elements			
Drawers:	dovetailed solid wooden drawers (oak) with concealed, easy-action fully extending pull-out			
Handles:	aluminium, anodised in stainless steel effect (EL02)			
Washbasin units / washbasins:	Corian (acrylic stone) 12 mm, glass underside coated in white, stone basins			
Wood surface:	several coats of lacquer with natural feel			
Loading capacities:	glass shelves 6 mm:	max. 5 kg	drawers up to 80 cm wide:	max. 10 kg
	wall units:	max. 50 kg	drawers over 80 cm wide:	max. 25 kg

Lighting (optional)

All lighting systems, apart from top-mounted lights, are permanently installed and wired into the furniture by VOGLAUER. Each illuminated element has a control gear or transformer and main power cable. The lamps (light source) in these lights cannot be replaced. Switching by contactless sensor switch.

Connection cable: wall mirror 2.5 m with angled EURO plug, mirror units 1.5 m with angled earthed (Schuko) plug.

Power/consumption: LED surface-mounted lights: 4.7 watts/each, LED strip (LED strings): 7.2 watts/metre

Colour temperature: neutral white (approx. 4000 kelvins)

Energy consumption labelling: The following applies to all VOGLAUER furniture with lighting: „This product contains a light source of **energy efficiency class F**“. The light sources and the associated control gear can only be replaced by qualified personnel.

Wood-based materials - indoor climate:

VOGLAUER bathroom furniture is suitable for a normal bathroom climate. Short periods of elevated humidity will not harm the furniture as long as humidity is allowed to escape by providing adequate ventilation (e.g. after showering). Splash water, condensation or stagnant moisture must therefore be removed immediately with a dry cloth as any prolonged exposure will lead to swelling damage or mould.

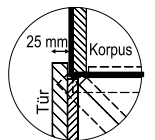
Despite meticulous craftsmanship, wood is a living raw material that reacts to changes in humidity and adapts to the prevailing climate. This may unavoidably result in colour and texture variations, minor cracks, slight warping or open knots. To reduce warping or cracks to a minimum, solid wooden furniture should be exposed to the smallest possible fluctuations in temperature or humidity. The surface is protected by several coats of high-quality lacquer. They should be cleaned with a damp cloth or a soft moist brush in the direction of grain. Dirt should not be allowed to dry on and must be removed straight away.

Washbasin units - Corian (acrylic stone):

Acrylic stone consisting of acrylic resin and minerals (two thirds) extracted from bauxite (aluminium ore). Acrylic resin – is a fully hardened material. Acrylic resin is produced entirely without styrenes and plasticisers and is also used for medical bone implants. Unlike marble or ceramic, acrylic stone washbasins cannot crack or flake. One of the many positive properties of acrylic stone is its non-porous surface. This property means that acrylic stone does not absorb any liquids or dirt. Acrylic stone is extremely dirt-repellent and resistant, making it very easy to look after.

Important planning information:

- To ensure proper fulfilment of the contract, all structural conditions, obstructions, dimensions and loads must be identified when ascertaining what is required.
- Identify the preliminary electrical work that is required for wiring and for connecting appliances (freely suspended lighting systems require surface-mounted or concealed cable ducting solutions). The mains power connection for lighting (socket, cable outlet) can be provided in the entire rear panel area behind the illuminated elements (rear-panel clearance for surface mirror approx. 32 mm, mirror cabinets approx. 23 mm).
- Electrified elements must have a distance of at least 60 cm from bath tub/shower. The safety regulations and standards applicable in the respective country must be observed.
- All units with hinged doors can only be installed with a clearance from the wall (as shown in the drawing) on the hinge side because as a result of the way in which they are designed, the doors protrude to the side on opening them.
- All dimensions stated in the product guide are theoretical approximate dimensions and may diverge from actual dimensions, especially as a result of cumulative tolerances. Handle or other insignificant component projections are not included in the overall dimensions.



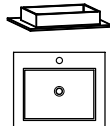
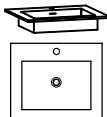
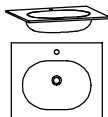

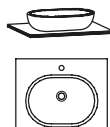
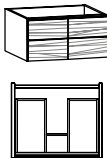
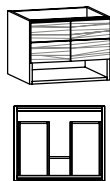



Installing furniture

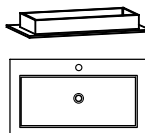
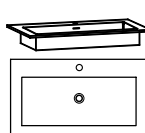
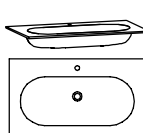

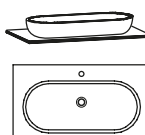
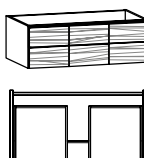
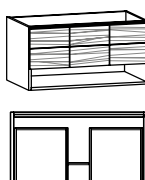
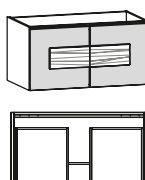


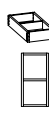
- All carcass elements must be fixed to the wall. VOGLAUER supplies the appropriate mounting accessories for solid brickwork or masonry. For stud walls, specialist fitters must obtain suitable wall plugs screws themselves. VOGLAUER assumes no liability for installation!
- Door hinges are nickel-plated and adjustable in 3 directions. However, for exact door fit, it is essential for furniture to be perfectly level and upright. Minor wall unevenness can be corrected with the mounting fittings. Any level differences resulting from protruding wall coverings, e.g. partial-height tiling, must be compensated for by means of suitable spacer profiles.
- The washbasin and base unit must be bonded together with a transparent, silicone-based neutral (solvent-free / neutrally cross-linking) joint sealant. Also use this joint sealant to protect all connection joints between the washbasin and adjacent components (joint requiring regular maintenance).

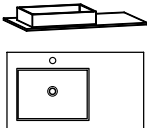
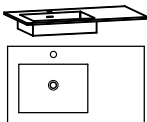
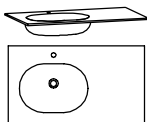

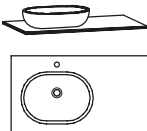
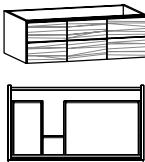
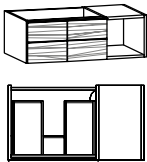
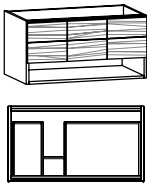
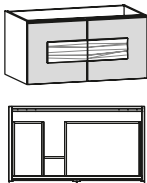




Remark: given their material properties, elastic joints must be regarded as maintenance joints requiring regular maintenance and are therefore not considered as sealing. The function of a joint requiring regular maintenance must be checked at regular intervals and the material must be replaced if necessary to avoid consequential damage. As the term implies, they require maintenance and have load limits. Joints requiring regular maintenance are not covered by the warranty!

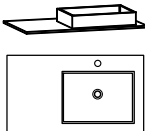
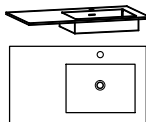
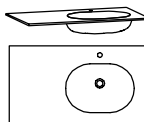

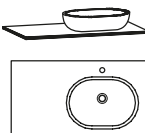
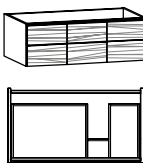
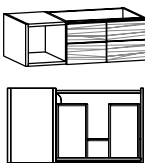
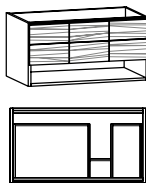
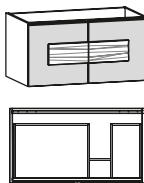




VOGLAUER furniture quality certificate:

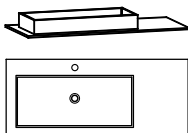
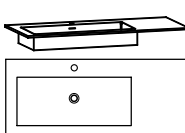
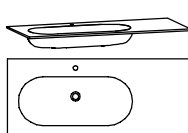
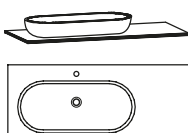
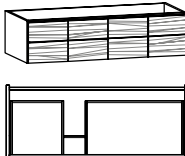
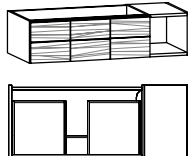
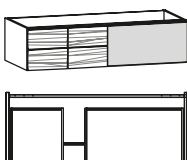
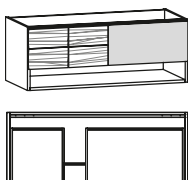
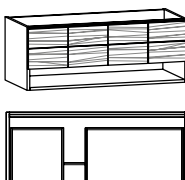
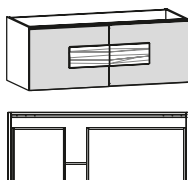

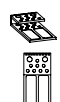
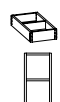
When buying VOGLAUER furniture, the VOGLAUER Furniture Quality Pass is handed over (online download: www.voglauer.com). A comprehensive documentation specifying the 5-year warranty and containing many important information such as instructions for use and care.

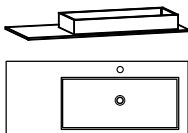
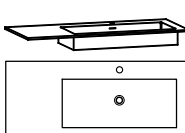
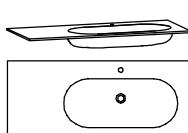

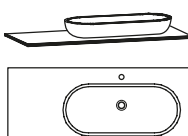
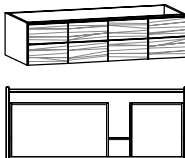
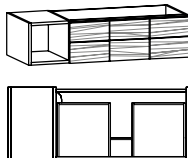
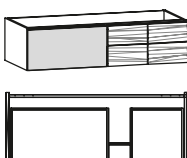
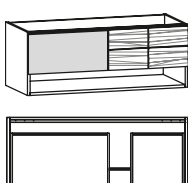
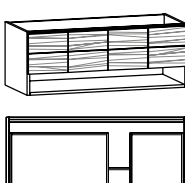
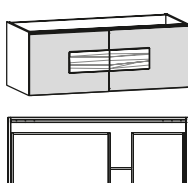

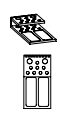
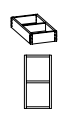
with 1 tap hole (available without tap hole on request)		 W/D/H in cm: 64,4 / 55 / 12,1		 W/D/H in cm: 64,4 / 55 / 12,1		 W/D/H in cm: 64,4 / 55 / 12,1
	Description	Furniture washbasin 64, top-mounted basin		Furniture washbasin 64, built-under basin		Furniture washbasin 64, built-under basin
	Panel	Acrylic stone white	Acr.st. stone grey	Acrylic stone white	Acr.st. stone grey	Glass white
	Basin White	BW64MA-AW-AW	BW64MA-AS-AW	BW64MU-AW-AW	BW64MU-AS-AW	BW64MU-GW
	Basin Stone grey	BW64MA-AW-AS	BW64MA-AS-AS	BW64MU-AW-AS	BW64MU-AS-AS	---
Surcharge Waste and overflow set with matching cover (CLOU system with lever for pop-up waste)			---			(NU1)
Surcharge Permanent waste set with matching cover			(NP1)			When ordering NU1 or NP1 , washbasin is supplied without overflow slot 
with 1 tap hole (available without tap hole on request)		 W/D/H in cm: 64,4 / 55 / 13,2				
	Description	Furniture washbasin 64, stone washbasin				
	Panel	Acrylic stone white	Acr.st. stone grey			
	Item number	BW64MS-AW-KT	BW64MS-AS-KT			
	Surcharge Permanent waste set with stainless steel cover	(NP1E)				
	 W/D/H in cm: 64 / 55 / 32,2	 W/D/H in cm: 64 / 55 / 48,2				
	Description	Vanity unit 64/32, 1 drawer		Vanity unit 64/48, 1 drawer, open compartment		
	Item number	NW64M		NW64MF		
Suitable drawer inserts	 B/T/H: 19 / 37,6 / 5,5	 B/T/H: 18,6 / 37 / 7		 B/T/H: 18,6 / 37 / 7		
	Description	Vanity drawer insert 19/37 cm		Make-up insert 19/38 cm		Make-up tray, wood 19/37 cm
	Item number	BVL19		BSE19		BSS19

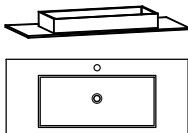
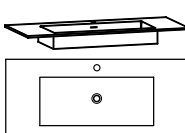
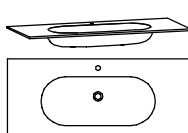
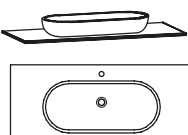
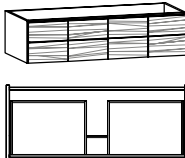
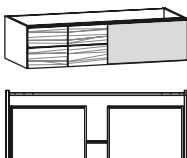
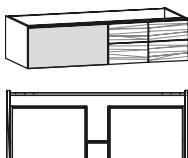
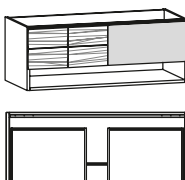
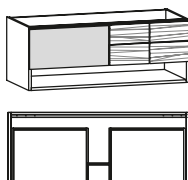
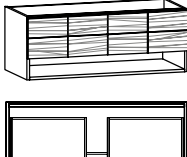
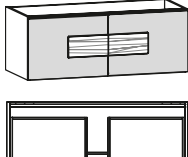



with 1 tap hole (available without tap hole on request)		 W/D/H in cm: 96,4 / 55 / 12,1		with overflow slot and waste set  W/D/H in cm: 96,4 / 55 / 12,1		 W/D/H in cm: 96,4 / 55 / 12,1
	Description	Furniture washbasin 96, top-mounted basin		Furniture washbasin 96, built-under basin		Furniture washbasin 96, built-under basin
	Panel	Acrylic stone white	Acr.st. stone grey	Acrylic stone white	Acr.st. stone grey	Glass white
	Basin White	BW96MA-AW-AW	BW96MA-AS-AW	BW96MU-AW-AW	BW96MU-AS-AW	BW96MU-GW
	Basin Stone grey	BW96MA-AW-AS	BW96MA-AS-AS	BW96MU-AW-AS	BW96MU-AS-AS	---
Surcharge Waste and overflow set with matching cover (CLOU system with lever for pop-up waste)			---			(NU1) 
Surcharge Permanent waste set with matching cover			(NP1)			When ordering NU1 or NP1 , washbasin is supplied without overflow slot
with 1 tap hole (available without tap hole on request)		 W/D/H in cm: 96,4 / 55 / 13,2				
	Description	Furniture washbasin 96, stone washbasin				
	Panel	Acrylic stone white	Acr.st. stone grey			
	Item number	BW96MS-AW-KT	BW96MS-AS-KT			
	Surcharge Permanent waste set with stainless steel cover	(NP1E)				
 W/D/H in cm: 96 / 55 / 32,2	 W/D/H in cm: 96 / 55 / 48,2		 W/D/H in cm: 96 / 55 / 48,2			
	Description	Vanity unit 96/32, 1 drawer		Vanity unit 96/48, 1 drawer, open compartment		Vanity unit 96/48, 2 drawers
	Front glass	---		optiwhite		montegrey
	Item number	NW96M		NW96MU-O		NW96MU-M
Suitable drawer inserts	 B/T/H: 35 / 37,6 / 5,5		 B/T/H: 18,6 / 37 / 7		 B/T/H: 18,6 / 37 / 7	
	Description	Variable drawer insert 35/37 cm		Make-up insert 19/38 cm		Make-up tray, wood 19/37 cm
	Item number	BVL35		BSE19		BSS19

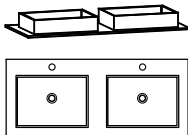
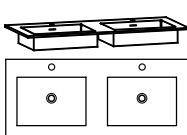
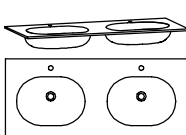

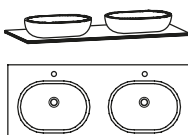
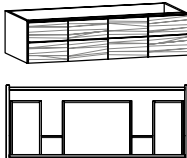
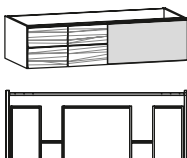
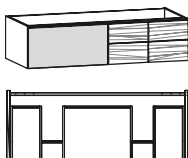
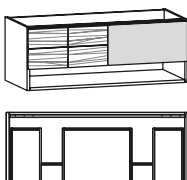
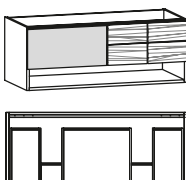
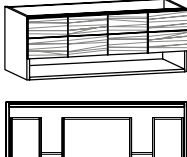
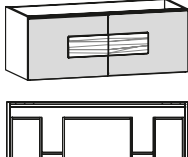

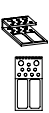

with 1 tap hole (available without tap hole on request)		 W/D/H in cm: 96,4 / 55 / 12,1		with overflow slot and waste set  W/D/H in cm: 96,4 / 55 / 12,1		 W/D/H in cm: 96,4 / 55 / 12,1
	Description	Furniture washbasin 96, top-mounted basin to one side, LH version		Furniture washbasin 96, built-under basin to one side, LH version		Furniture washbasin 96, built-under basin to one side, LH version
	Panel	Acrylic stone white	Acr.st. stone grey	Acrylic stone white	Acr.st. stone grey	Glass white
	Basin White	BW96EA-AW-AW-L	BW96EA-AS-AW-L	BW96EU-AW-AW-L	BW96EU-AS-AW-L	BW96EU-GW-L
	Basin Stone grey	BW96EA-AW-AS-L	BW96EA-AS-AS-L	BW96EU-AW-AS-L	BW96EU-AS-AS-L	---
Surcharge Waste and overflow set with matching cover (CLOU system with lever for pop-up waste)			---			(NU1) 
Surcharge Permanent waste set with matching cover			(NP1)			When ordering NU1 or NP1 , washbasin is supplied without overflow slot
with 1 tap hole (available without tap hole on request)		 W/D/H in cm: 96,4 / 55 / 13,2				
	Description	Furniture washbasin 96, stone washbasin to one side, LH version				
	Panel	Acrylic stone white	Acr.st. stone grey			
	Item number	BW96ES-AW-KT-L	BW96ES-AS-KT-L			
	Surcharge Permanent waste set with stainless steel cover		(NP1E)			
	 W/D/H in cm: 96 / 55 / 32,2	 W/D/H in cm: 96 / 55 / 32,2	 W/D/H in cm: 96 / 55 / 48,2	 W/D/H in cm: 96 / 55 / 48,2		
	Description	Vanity unit 96/32, 1 drawer, LH version	Vanity unit 96/32, 1 drawer, open compartment, LH version	Vanity unit 96/48, 1 drawer, open compartment, LH version	Vanity unit 96/48, 2 drawers, LH version	
	Front glass	---	---	---	optiwhite	montegrey
	Item number	NW96E-L	NW96EO-L	NW96EF-L	NW96EU-O-L	NW96EU-M-L
Suitable drawer inserts	 B/T/H: 19 / 37,6 / 5,5	 B/T/H: 51 / 37,6 / 5,5	 B/T/H: 18,6 / 37 / 7	 B/T/H: 18,6 / 37 / 7		
	Description	Vanity drawer insert 19/37 cm	Variable drawer insert 51/38 cm	Make-up insert 19/38 cm	Make-up tray, wood 19/37 cm	
	Item number	BVL19	BVL51	BSE19	BSS19	

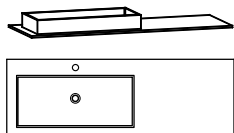
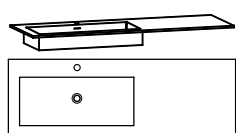
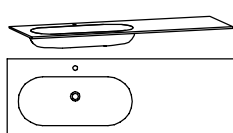

with 1 tap hole (available without tap hole on request)		 W/D/H in cm: 96,4 / 55 / 12,1		with overflow slot and waste set  W/D/H in cm: 96,4 / 55 / 12,1		 W/D/H in cm: 96,4 / 55 / 12,1					
	Description	Furniture washbasin 96, top-mounted basin to one side, RH version		Furniture washbasin 96, built-under basin to one side, RH version		Furniture washbasin 96, built-under basin to one side, RH version					
	Panel	Acrylic stone white	Acr.st. stone grey	Acrylic stone white	Acr.st. stone grey	Glass white					
	Basin White	BW96EA-AW-AW-R	BW96EA-AS-AW-R	BW96EU-AW-AW-R	BW96EU-AS-AW-R	BW96EU-GW-R					
	Basin Stone grey	BW96EA-AW-AS-R	BW96EA-AS-AS-R	BW96EU-AW-AS-R	BW96EU-AS-AS-R	---					
Surcharge Waste and overflow set with matching cover (CLOU system with lever for pop-up waste)			---		(NU1)						
Surcharge Permanent waste set with matching cover			(NP1)		When ordering NU1 or NP1 , washbasin is supplied without overflow slot 						
with 1 tap hole (available without tap hole on request)		 W/D/H in cm: 96,4 / 55 / 13,2									
	Description	Furniture washbasin 96, stone washbasin to one side, RH version									
	Panel	Acrylic stone white	Acr.st. stone grey								
	Item number	BW96ES-AW-KT-R	BW96ES-AS-KT-R								
Surcharge Permanent waste set with stainless steel cover		(NP1E)									
 W/D/H in cm: 96 / 55 / 32,2	 W/D/H in cm: 96 / 55 / 32,2	 W/D/H in cm: 96 / 55 / 48,2	 W/D/H in cm: 96 / 55 / 48,2								
						Description	Vanity unit 96/32, 1 drawer, RH version	Vanity unit 96/32, 1 drawer, open compartment, RH version	Vanity unit 96/48, 1 drawer, open compartment, RH version	Vanity unit 96/48, 2 drawers, RH version	
						Front glass	---	---	---	optiwhite	montegrey
						Item number	NW96E-R	NW96EO-R	NW96EF-R	NW96EU-O-R	NW96EU-M-R
Suitable drawer inserts	 B/T/H: 19 / 37,6 / 5,5	 B/T/H: 51 / 37,6 / 5,5	 B/T/H: 18,6 / 37 / 7	 B/T/H: 18,6 / 37 / 7							
							Description	Vanity drawer insert 19/37 cm	Variable drawer insert 51/38 cm	Make-up insert 19/38 cm	Make-up tray, wood 19/37 cm
							Item number	BVL19	BVL51	BSE19	BSS19

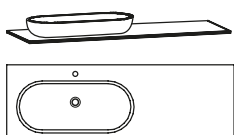
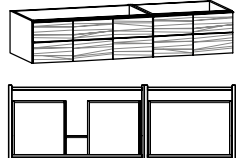
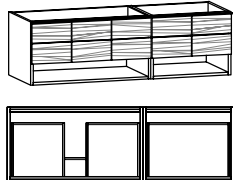
with 1 tap hole (available without tap hole on request)					with overflow slot and waste set						
			W/D/H in cm: 128,4 / 55 / 12,1				W/D/H in cm: 128,4 / 55 / 12,1		W/D/H in cm: 128,4 / 55 / 12,1		
Description			Furniture washbasin 128, top-mounted basin to one side, LH version		Furniture washbasin 128, built-under basin to one side, LH version		Furniture washbasin 128, built-under basin to one side, LH version		Furniture washbasin 128, built-under basin to one side, LH version		
Panel			Acrylic stone white	Acr.st. stone grey	Acrylic stone white	Acr.st. stone grey	Glass white				
Basin White			BW12EA-AW-AW-L	BW12EA-AS-AW-L	BW12EU-AW-AW-L	BW12EU-AS-AW-L	BW12EU-GW-L				
Basin Stone grey			BW12EA-AW-AS-L	BW12EA-AS-AS-L	BW12EU-AW-AS-L	BW12EU-AS-AS-L	---				
			---			(NU1)					
Surcharge Waste and overflow set with matching cover (CLOU system with lever for pop-up waste)						When ordering NU1 or NP1 , washbasin is supplied without overflow slot					
Surcharge Permanent waste set with matching cover						(NP1)					
with 1 tap hole (available without tap hole on request)											
			W/D/H in cm: 128,4 / 55 / 13,2		W/D/H in cm: 128 / 55 / 32,2		W/D/H in cm: 128 / 55 / 32,2				
Description			Furniture washbasin 128, stone washbasin to one side, LH version		Vanity unit 128/32, 1 drawer, LH version		Vanity unit 128/32, 1 drawer, open compartment, LH version				
Panel			Acrylic stone white	Acr.st. stone grey	---		---				
Item number			BW12ES-AW-KT-L	BW12ES-AS-KT-L	NW12E-L		NW12EO-L				
Surcharge Permanent waste set with stainless steel cover			(NP1E)		--		--				
											
	W/D/H in cm: 128 / 55 / 32,2		W/D/H in cm: 128 / 55 / 48,2		W/D/H in cm: 128 / 55 / 48,2		W/D/H in cm: 128 / 55 / 48,2				
Description	Vanity unit 128/32, 1 drawer, LH version		Vanity unit 128/48, 1 drawer, open compartment, LH version		Vanity unit 128/48, 1 drawer, open compartment, LH version		Vanity unit 128/48, 2 drawers, LH version				
Front glass	optiwhite	montegrey	optiwhite	montegrey	---		optiwhite	montegrey			
Item number	NW12EG-O-L	NW12EG-M-L	NW12EGF-O-L	NW12EGF-M-L	NW12EF-L		NW12EU-O-L	NW12EU-M-L			
											
	B/T/H: 35 / 37,6 / 5,5		B/T/H: 18,6 / 37 / 7		B/T/H: 18,6 / 37 / 7						
Description	Variable drawer insert 35/37 cm		Make-up insert 19/38 cm		Make-up tray, wood 19/37 cm						
Item number	BVL35		BSE19		BSS19						

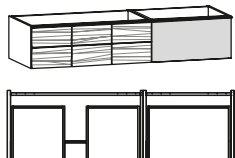
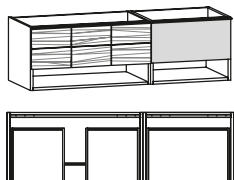
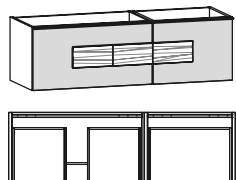
with 1 tap hole (available without tap hole on request)				with overflow slot and waste set					
		W/D/H in cm: 128,4 / 55 / 12,1		W/D/H in cm: 128,4 / 55 / 12,1		W/D/H in cm: 128,4 / 55 / 12,1			
	Description	Furniture washbasin 128, top-mounted basin to one side, RH version		Furniture washbasin 128, built-under basin to one side, RH version		Furniture washbasin 128, built-under basin to one side, RH version			
	Panel		Acrylic stone white	Acr.st. stone grey	Acrylic stone white	Acr.st. stone grey	Glass white		
Basin White		BW12EA-AW-AW-R	BW12EA-AS-AS-R	BW12EU-AW-AW-R	BW12EU-AS-AW-R	BW12EU-GW-R			
Basin Stone grey		BW12EA-AW-AS-R	BW12EA-AS-AS-R	BW12EU-AW-AS-R	BW12EU-AS-AS-R	---			
Surcharge Waste and overflow set with matching cover (CLOU system with lever for pop-up waste)		---		(NP1)		(NU1)			
Surcharge Permanent waste set with matching cover				(NP1)		When ordering NU1 or NP1 , washbasin is supplied without overflow slot			
with 1 tap hole (available without tap hole on request)									
		W/D/H in cm: 128,4 / 55 / 13,2		W/D/H in cm: 128 / 55 / 32,2		W/D/H in cm: 128 / 55 / 32,2			
	Description	Furniture washbasin 128, stone washbasin to one side, RH version		Vanity unit 128/32, 1 drawer, RH version		Vanity unit 128/32, 1 drawer, open compartment, RH version			
	Panel		Acrylic stone white	Acr.st. stone grey	---		---		
Item number		BW12ES-AW-KT-R	BW12ES-AS-KT-R	NW12E-R		NW12EO-R			
Surcharge Permanent waste set with stainless steel cover		(NP1E)		--		--			
									
		W/D/H in cm: 128 / 55 / 32,2		W/D/H in cm: 128 / 55 / 48,2		W/D/H in cm: 128 / 55 / 48,2		W/D/H in cm: 128 / 55 / 48,2	
	Description	Vanity unit 128/32, 1 drawer, RH version		Vanity unit 128/48, 1 drawer, open compartment, RH version		Vanity unit 128/48, 1 drawer, open compartment, RH version		Vanity unit 128/48, 2 drawers, RH version	
	Front glass	optiwhite	montegrey	optiwhite	montegrey	---		optiwhite	montegrey
Item number	NW12EG-O-R	NW12EG-M-R	NW12EGF-O-R	NW12EGF-M-R	NW12EF-R		NW12EU-O-R	NW12EU-M-R	
									
		B/T/H: 35 / 37,6 / 5,5		B/T/H: 18,6 / 37 / 7		B/T/H: 18,6 / 37 / 7			
	Description	Variable drawer insert 35/37 cm		Make-up insert 19/38 cm		Make-up tray, wood 19/37 cm			
	Item number	BVL35		BSE19		BSS19			


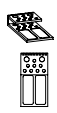
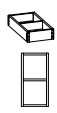
with 1 tap hole (available without tap hole on request)				with overflow slot and waste set					
		W/D/H in cm: 128,4 / 55 / 12,1		W/D/H in cm: 128,4 / 55 / 12,1		W/D/H in cm: 128,4 / 55 / 12,1			
Description		Furniture washbasin 128, top-mounted basin		Furniture washbasin 128, built-under basin		Furniture washbasin 128, built-under basin			
Panel		Acrylic stone white	Acr.st. stone grey	Acrylic stone white	Acr.st. stone grey	Glass white			
Basin White		BW12MA-AW-AW	BW12MA-AS-AW	BW12MU-AW-AW	BW12MU-AS-AW	BW12MU-GW			
Basin Stone grey		BW12MA-AW-AS	BW12MA-AS-AS	BW12MU-AW-AS	BW12MU-AS-AS	---			
Surcharge Waste and overflow set with matching cover (CLOU system with lever for pop-up waste)		---		(NU1)					
Surcharge Permanent waste set with matching cover				(NP1)		When ordering NU1 or NP1 , washbasin is supplied without overflow slot			
with 1 tap hole (available without tap hole on request)									
		W/D/H in cm: 128,4 / 55 / 13,2		W/D/H in cm: 128 / 55 / 32,2					
Description		Furniture washbasin 128, stone washbasin		Vanity unit 128/32, 1 drawer					
Panel		Acrylic stone white	Acr.st. stone grey	---					
Item number		BW12MS-AW-KT	BW12MS-AS-KT	NW12M					
Surcharge Permanent waste set with stainless steel cover		(NP1E)		--					
									
		W/D/H in cm: 128 / 55 / 32,2		W/D/H in cm: 128 / 55 / 32,2		W/D/H in cm: 128 / 55 / 48,2		W/D/H in cm: 128 / 55 / 48,2	
Description	Vanity unit 128/32, 1 drawer, LH version		Vanity unit 128/32, 1 drawer, RH version		Vanity unit 128/32, 1 drawer, open compartment, LH version		Vanity unit 128/32, 1 drawer, open compartment, RH version		
Front glass	optiwhite	montegrey	optiwhite	montegrey	optiwhite	montegrey	optiwhite	montegrey	
Item number	NW12MG-O-L	NW12MG-M-L	NW12MG-O-R	NW12MG-M-R	NW12MGF-O-L	NW12MGF-M-L	NW12MGF-O-R	NW12MGF-M-R	
									
		W/D/H in cm: 128 / 55 / 48,2		W/D/H in cm: 128 / 55 / 48,2		B/T/H: 51 / 37,6 / 5,5		B/T/H: 18,6 / 37 / 7	
Description	Vanity unit 128/48, 1 drawer, open compartment		Vanity unit 128/48, 2 drawers		Variable drawer insert 51/38 cm		Make-up insert 19/38 cm		Make-up tray, wood 19/37 cm
Front glass	---		optiwhite	montegrey	---		---		---
Item number	NW12MF		NW12MU-O	NW12MU-M	BVL51		BSE19		BSS19

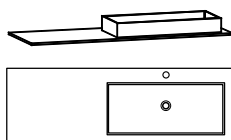
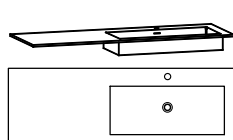
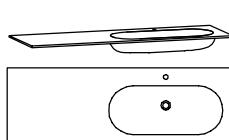
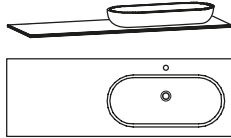
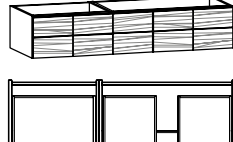
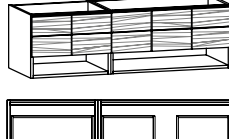
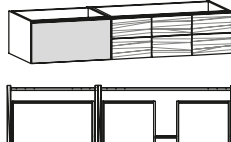
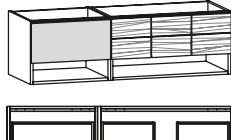
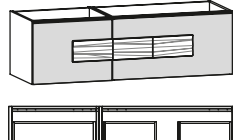

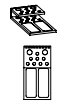
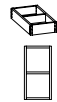
with 2 tap holes (available without tap holes on request)				with overflow slot and waste set					
		W/D/H in cm: 128,4 / 55 / 12,1		W/D/H in cm: 128,4 / 55 / 12,1		W/D/H in cm: 128,4 / 55 / 12,1			
	Description	Furniture washbasin 128, 2 top-mounted basin		Double furniture washbasin 128, built-under basin		Double furniture washbasin 128, built-under basin			
	Panel	Acrylic stone white	Acr.st. stone grey	Acrylic stone white	Acr.st. stone grey	Glass white			
	Basin White	BW12DA-AW-AW	BW12DA-AS-AW	BW12DU-AW-AW	BW12DU-AS-AW	BW12DU-GW			
Basin Stone grey	BW12DA-AW-AS	BW12DA-AS-AS	BW12DU-AW-AS	BW12DU-AS-AS	---				
Surcharge 2 waste and overflow sets with matching cover (CLOU system with lever for pop-up waste)		---				(NU2)			
Surcharge 2 Permanent waste sets with matching cover				(NP2)		When ordering NU2 or NP2 , washbasin is supplied without overflow slot			
with 1 tap hole (available without tap hole on request)									
		W/D/H in cm: 128,4 / 55 / 13,2		W/D/H in cm: 128 / 55 / 32,2					
	Description	Furniture washbasin 128, 2 stone washbasin		Double washbasin vanity unit 128/32, 1 drawer					
	Panel	Acrylic stone white	Acr.st. stone grey	---					
	Item number	BW12DS-AW-KT	BW12DS-AS-KT	NW12D					
Surcharge 2 Permanent waste set with stainless steel cover		(NP2E)		--					
									
	W/D/H in cm: 128 / 55 / 32,2		W/D/H in cm: 128 / 55 / 32,2		W/D/H in cm: 128 / 55 / 48,2		W/D/H in cm: 128 / 55 / 48,2		
	Description		Double washbasin vanity unit 128/32, 1 drawer, LH version		Double washbasin vanity unit 128/48, 1 drawer, open compartment, LH version		Double washbasin vanity unit 128/48, 1 drawer, open compartment, RH version		
	Front glass	optiwhite	montegrey	optiwhite	montegrey	optiwhite	montegrey	optiwhite	montegrey
	Item number	NW12DG-O-L	NW12DG-M-L	NW12DG-O-R	NW12DG-M-R	NW12DGF-O-L	NW12DGF-M-L	NW12DGF-O-R	NW12DGF-M-R
									
	W/D/H in cm: 128 / 55 / 48,2		W/D/H in cm: 128 / 55 / 48,2		B/T/H: 19 / 37,6 / 5,5	B/T/H: 18,6 / 37 / 7		B/T/H: 18,6 / 37 / 7	
	Description		Double washbasin vanity unit 128/48, 2 drawer		Vanity drawer insert 19/37 cm	Make-up insert 19/38 cm		Make-up tray, wood 19/37 cm	
	Front glass	---		optiwhite	montegrey	---		---	
	Item number	NW12DF		NW12DU-O	NW12DU-M	BVL19	BSE19		BSS19

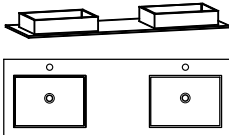
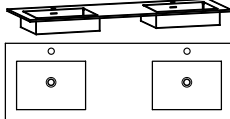
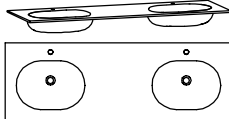

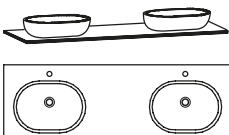
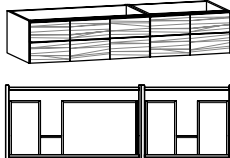
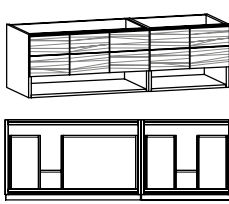
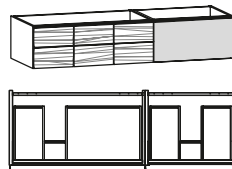
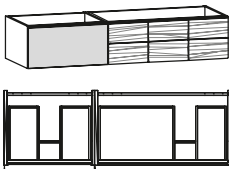
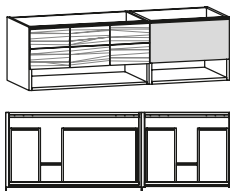
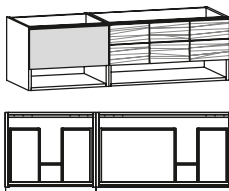
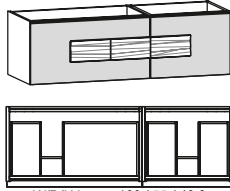




with 1 tap hole (available without tap hole on request)			 W/D/H in cm: 160,4 / 55 / 12,1		 W/D/H in cm: 160,4 / 55 / 12,1		 W/D/H in cm: 160,4 / 55 / 12,1			
	Description		Furniture washbasin 160, top-mounted basin to one side, LH version		Furniture washbasin 160, built-under basin to one side, LH version		Furniture washbasin 160, built-under basin to one side, LH version			
Panel			Acrylic stone white	Acr.st. stone grey	Acrylic stone white	Acr.st. stone grey	Glass white			
Basin White			BW16EA-AW-AW-L	BW16EA-AS-AW-L	BW16EU-AW-AW-L	BW16EU-AS-AW-L	BW16EU-GW-L			
Basin Stone grey			BW16EA-AW-AS-L	BW16EA-AS-AS-L	BW16EU-AW-AS-L	BW16EU-AS-AS-L	---			
Surcharge Waste and overflow set with matching cover (CLOU system with lever for pop-up waste)					---				(NU1)	
Surcharge Permanent waste set with matching cover					(NP1)				When ordering NU1 or NP1 , washbasin is supplied without overflow slot	









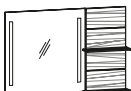

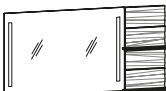

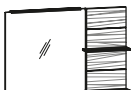
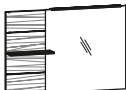


with 1 tap hole (available without tap hole on request)			 W/D/H in cm: 160,4 / 55 / 13,2		 W/D/H in cm: 160 / 55 / 32,2		 W/D/H in cm: 160 / 55 / 48,2	
	Description		Furniture washbasin 160, stone washbasin to one side, LH version		Vanity unit 160/32, 2 drawers, LH version		Vanity unit 160/48, 2 drawers, open compartment, LH version	
Panel			Acrylic stone white	Acr.st. stone grey	---		---	
Item number			BW16ES-AW-KT-L	BW16ES-AS-KT-L	NW16E-L		NW16EF-L	
Surcharge Permanent waste set with stainless steel cover			(NP1E)			--		



 W/D/H in cm: 160 / 55 / 32,2		 W/D/H in cm: 160 / 55 / 48,2		 W/D/H in cm: 160 / 55 / 48,2	
Description		Vanity unit 160/32, 2 drawers, LH version		Vanity unit 160/48, 2 drawers, open compartment, LH version	
Front glass	optiwhite	montegrey	optiwhite	montegrey	optiwhite
Item number	NW16EG-O-L	NW16EG-M-L	NW16EGF-O-L	NW16EGF-M-L	NW16EU-O-L



Suitable drawer inserts	 B/T/H: 35 / 37,6 / 5,5		 B/T/H: 18,6 / 37 / 7		 B/T/H: 18,6 / 37 / 7	
	Description		Variable drawer insert 35/37 cm		Make-up insert 19/38 cm	
Item number	BVL35		BSE19		BSS19	

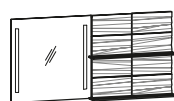
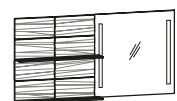

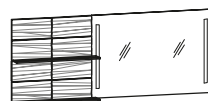
with 1 tap hole (available without tap hole on request)									
	W/D/H in cm: 160,4 / 55 / 12,1		W/D/H in cm: 160,4 / 55 / 12,1		W/D/H in cm: 160,4 / 55 / 12,1				
Description	Furniture washbasin 160, top-mounted basin to one side, RH version		Furniture washbasin 160, built-under basin to one side, RH version		Furniture washbasin 160, built-under basin to one side, RH version				
Panel	Acrylic stone white		Acr.st. stone grey		Acrylic stone white		Acr.st. stone grey		
Basin White	BW16EA-AW-AW-R		BW16EA-AS-AW-R		BW16EU-AW-AW-R		BW16EU-AS-AW-R		
Basin Stone grey	BW16EA-AW-AS-R		BW16EA-AS-AS-R		BW16EU-AW-AS-R		BW16EU-AS-AS-R		
Surcharge Waste and overflow set with matching cover (CLOU system with lever for pop-up waste)			---			(NU1)			
Surcharge Permanent waste set with matching cover			(NP1)			When ordering NU1 or NP1 , washbasin is supplied without overflow slot			
with 1 tap hole (available without tap hole on request)									
	W/D/H in cm: 160,4 / 55 / 13,2		W/D/H in cm: 160 / 55 / 32,2		W/D/H in cm: 160 / 55 / 48,2				
Description	Furniture washbasin 160, stone washbasin to one side, RH version		Vanity unit 160/32, 2 drawers, RH version		Vanity unit 160/48, 2 drawers, open compartment, RH version				
Panel	Acrylic stone white		Acr.st. stone grey		---		---		
Item number	BW16ES-AW-KT-R		BW16ES-AS-KT-R		NW16E-R		NW16EF-R		
Surcharge Permanent waste set with stainless steel cover			(NP1E)			--		--	
									
	W/D/H in cm: 160 / 55 / 32,2		W/D/H in cm: 160 / 55 / 48,2		W/D/H in cm: 160 / 55 / 48,2				
	Description		Vanity unit 160/32, 2 drawers, RH version		Vanity unit 160/48, 2 drawers, open compartment, RH version		Vanity unit 160/48, 4 drawers, RH version		
	Front glass	optiwhite		montegrey		optiwhite		montegrey	
Item number	NW16EG-O-R		NW16EG-M-R		NW16EGF-O-R		NW16EGF-M-R		
NW16EU-O-R		NW16EU-M-R		NW16EU-O-R		NW16EU-M-R			
Suitable drawer inserts									
	B/T/H: 35 / 37,6 / 5,5		B/T/H: 18,6 / 37 / 7		B/T/H: 18,6 / 37 / 7				
	Description		Variable drawer insert 35/37 cm		Make-up insert 19/38 cm		Make-up tray, wood 19/37 cm		
	Item number	BVL35		BSE19		BSS19			


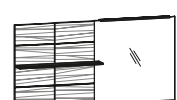
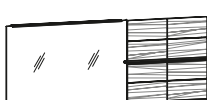

with 2 tap holes (available without tap holes on request)		 W/D/H in cm: 160,4 / 55 / 12,1		with overflow slot and waste set  W/D/H in cm: 160,4 / 55 / 12,1		 W/D/H in cm: 160,4 / 55 / 12,1			
	Description	Furniture washbasin 160, 2 top-mounted basin		Double furniture washbasin 160, built-under basin		Double furniture washbasin 160, built-under basin			
	Panel	Acrylic stone white	Acr.st. stone grey	Acrylic stone white	Acr.st. stone grey	Glass white			
	Basin White	BW16DA-AW-AW	BW16DA-AS-AW	BW16DU-AW-AW	BW16DU-AS-AW	BW16DU-GW			
	Basin Stone grey	BW16DA-AW-AS	BW16DA-AS-AS	BW16DU-AW-AS	BW16DU-AS-AS	---			
Surcharge 2 waste and overflow sets with matching cover (CLOU system with lever for pop-up waste)			---		(NU2) 				
Surcharge 2 Permanent waste sets with matching cover			(NP2)		When ordering NU2 or NP2 , washbasin is supplied without overflow slot				
with 1 tap hole (available without tap hole on request)		 W/D/H in cm: 160,4 / 55 / 13,2		 W/D/H in cm: 160 / 55 / 32,2		 W/D/H in cm: 160 / 55 / 48,2			
	Description	Furniture washbasin 160, 2 stone washbasin		Double washbasin vanity unit 160/32, 2 drawer		Double washbasin vanity unit 160/48, 2 drawer, open compartment			
	Panel	Acrylic stone white	Acr.st. stone grey	---		---			
	Item number	BW16DS-AW-KT	BW16DS-AS-KT	NW16D		NW16DF			
	Surcharge 2 Permanent waste set with stainless steel cover			(NP2E)		---			
	 W/D/H in cm: 160 / 55 / 32,2	 W/D/H in cm: 160 / 55 / 32,2		 W/D/H in cm: 160 / 55 / 48,2		 W/D/H in cm: 160 / 55 / 48,2			
	Description	Double washbasin vanity unit 160/32, 2 drawer, LH version		Double washbasin vanity unit 160/48, 2 drawer, open compartment, LH version		Double washbasin vanity unit 160/48, 2 drawer, open compartment, RH version			
	Front glass	optiwhite	montegrey	optiwhite	montegrey	optiwhite	montegrey		
	Item number	NW16DG-O-L	NW16DG-M-L	NW16DG-O-R	NW16DG-M-R	NW16DGF-O-L	NW16DGF-M-L	NW16DGF-O-R	NW16DGF-M-R
	 W/D/H in cm: 160 / 55 / 48,2		 B/T/H: 19 / 37,6 / 5,5	 B/T/H: 51 / 37,6 / 5,5	 B/T/H: 18,6 / 37 / 7	 B/T/H: 18,6 / 37 / 7			
	Description		Double washbasin vanity unit 160/48, 4 drawer	Vanity drawer insert 19/37 cm	Variable drawer insert 51/38 cm	Make-up insert 19/38 cm	Make-up tray, wood 19/37 cm		
	Front glass	optiwhite	montegrey	---	---	---	---		
	Item number	NW16DU-O	NW16DU-M	BVL19	BVL51	BSE19	BSS19		



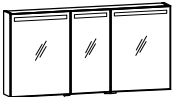


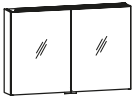
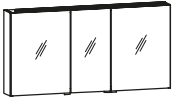

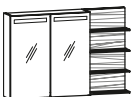
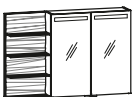


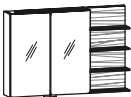
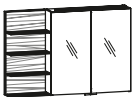
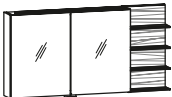
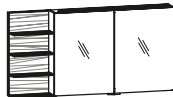
Front lighting				
	W/D/H in cm: 64 / 5,2 / 64	W/D/H in cm: 96 / 5,2 / 64	W/D/H in cm: 128 / 5,2 / 64	W/D/H in cm: 160 / 5,2 / 64
	Description	Mirror 64/64, front lighting	Mirror 96/64, front lighting	Mirror 128/64, front lighting
	Item number	NSP64F	NSP96F	NSP12F
	Surcharge for washbasin aera lighting	(N-W64)	(N-W96)	(N-W12)
Top-mounted light				
	W/D/H in cm: 64 / 5,2 / 64	W/D/H in cm: 96 / 5,2 / 64	W/D/H in cm: 128 / 5,2 / 64	W/D/H in cm: 160 / 5,2 / 64
	Description	Mirror 64/64, top-mounted light	Mirror 96/64, 2 top-mounted lights	Mirror 128/64, 2 top-mounted lights
	Item number	NSP64AU	NSP96AU	NSP12AU
	Surcharge for washbasin aera lighting	(N-W64)	(N-W96)	(N-W12)
Front lighting				
	W/D/H in cm: 96 / 18 / 64	W/D/H in cm: 96 / 18 / 64	W/D/H in cm: 128 / 18 / 64	W/D/H in cm: 128 / 18 / 64
	Description	Mirror with side rack 96/64, front lighting, LH version	Mirror with side rack 96/64, front lighting, RH version	Mirror with side rack 128/64, front lighting, LH version
	Item number	NSF96F-L	NSF96F-R	NSF12F-L
	Surcharge for washbasin aera lighting	(N-W96)	(N-W12)	
Top-mounted light				
	W/D/H in cm: 96 / 18 / 64	W/D/H in cm: 96 / 18 / 64	W/D/H in cm: 128 / 18 / 64	W/D/H in cm: 128 / 18 / 64
	Description	Mirror with side rack 96/64, top-mounted light, LH version	Mirror with side rack 96/64, top-mounted light, RH version	Mirror with side rack 128/64, 2 top-mounted lights, LH version
	Item number	NSF96AU-L	NSF96AU-R	NSF12AU-L
	Surcharge for washbasin aera lighting	(N-W96)	(N-W12)	

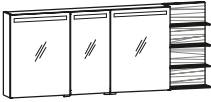


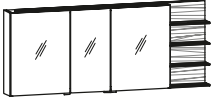
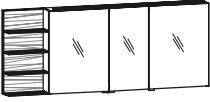





Front lighting				
	W/D/H in cm: 160 / 18 / 64	W/D/H in cm: 160 / 18 / 64		
	Description	Mirror with side rack 160/64, front lighting, LH version	Mirror with side rack 160/64, front lighting, RH version	
	Item number	NSF16F-L	NSF16F-R	
Surcharge for washbasin aera lighting			(N-W16)	


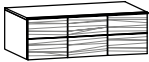

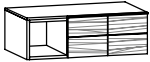



Top-mounted light				
	W/D/H in cm: 160 / 18 / 64	W/D/H in cm: 160 / 18 / 64		
	Description	Mirror with side rack 160/64, 2 top-mounted lights, LH version	Mirror with side rack 160/64, 2 top-mounted lights, RH version	
	Item number	NSF16AU-L	NSF16AU-R	
Surcharge for washbasin aera lighting			(N-W16)	







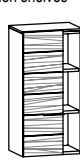

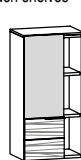
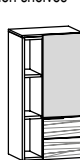
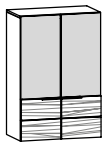
Front lighting				
	W/D/H in cm: 128 / 18 / 64	W/D/H in cm: 128 / 18 / 64	W/D/H in cm: 160 / 18 / 64	W/D/H in cm: 160 / 18 / 64
	Description	Mirror with side rack 128/64, front lighting, LH version	Mirror with side rack 160/64, front lighting, LH version	Mirror with side rack 160/64, front lighting, RH version
	Item number	NSB12F-L	NSB12F-R	NSB16F-L
Surcharge for washbasin aera lighting			(N-W12)	
			(N-W16)	





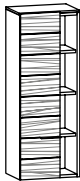

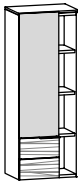
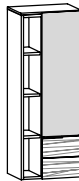
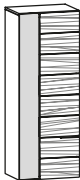

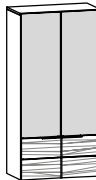
Top-mounted light					
	W/D/H in cm: 128 / 18 / 64	W/D/H in cm: 128 / 18 / 64	W/D/H in cm: 160 / 18 / 64	W/D/H in cm: 160 / 18 / 64	
	Description	Mirror with side rack 128/64, top-mounted light, LH version	Mirror with side rack 128/64, top-mounted light, RH version	Mirror with side rack 160/64, 2 top-mounted lights, LH version	Mirror with side rack 160/64, 2 top-mounted lights, RH version
	Item number	NSB12AU-L	NSB12AU-R	NSB16AU-L	NSB16AU-R
Surcharge for washbasin aera lighting			(N-W12)		
			(N-W16)		




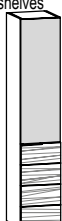
Front lighting	1 Centre panel 2 adjustable glass shelves each 1 Double power socket inside 	1 Centre panel 2 adjustable glass shelves each 1 Double power socket inside 	2 Centre panels 2 adjustable glass shelves each 1 Double power socket inside 	3 Centre panels 2 adjustable glass shelves each 1 Double power socket inside 
	W/D/H in cm: 64 / 16,2 / 64	W/D/H in cm: 96 / 16,2 / 64	W/D/H in cm: 128 / 16,2 / 64	W/D/H in cm: 160 / 16,2 / 64
Description	Mirror cabinet 64/64, 2-door, front lighting	Mirror cabinet 96/64, 2-door, front lighting	Mirror cabinet 128/64, 3-door, front lighting	Mirror cabinet 160/64, 4-door, front lighting
Item number	NSS64F	NSS96F	NSS12F	NSS16F
Surcharge for washbasin aera lighting	(N-W64)	(N-W96)	(N-W12)	(N-W16)
Top-mounted light	1 Centre panel 2 adjustable glass shelves each 1 Double power socket inside 	1 Centre panel 2 adjustable glass shelves each 1 Double power socket inside 	2 Centre panels 2 adjustable glass shelves each 1 Double power socket inside 	3 Centre panels 2 adjustable glass shelves each 1 Double power socket inside 
	W/D/H in cm: 64 / 16,2 / 64	W/D/H in cm: 96 / 16,2 / 64	W/D/H in cm: 128 / 16,2 / 64	W/D/H in cm: 160 / 16,2 / 64
Description	Mirror cabinet 64/64, 2-door, top-mounted light	Mirror cabinet 96/64, 2-door, 2 top-mounted lights	Mirror cabinet 128/64, 3-door, 2 top-mounted lights	Mirror cabinet 160/64, 4-door, 2 top-mounted lights
Item number	NSS64AU	NSS96AU	NSS12AU	NSS16AU
Surcharge for washbasin aera lighting	(N-W64)	(N-W96)	(N-W12)	(N-W16)
Front lighting	1 Centre panel 2 adjustable glass shelves each 1 Double power socket inside 	1 Centre panel 2 adjustable glass shelves each 1 Double power socket inside 	1 Centre panel 2 adjustable glass shelves each 1 Double power socket inside 	1 Centre panel 2 adjustable glass shelves each 1 Double power socket inside 
	W/D/H in cm: 96 / 16,2 / 64	W/D/H in cm: 96 / 16,2 / 64	W/D/H in cm: 128 / 16,2 / 64	W/D/H in cm: 128 / 16,2 / 64
Description	Mirror cabinet with side rack 96/64, front lighting, LH version	Mirror cabinet with side rack 96/64, front lighting, RH version	Mirror cabinet with side rack 128/64, front lighting, LH version	Mirror cabinet with side rack 128/64, front lighting, RH version
Item number	NSG96F-L	NSG96F-R	NSG12F-L	NSG12F-R
Surcharge for washbasin aera lighting	(N-W64)	(N-W96)	(N-W12)	(N-W16)
Top-mounted light	1 Centre panel 2 adjustable glass shelves each 1 Double power socket inside 	1 Centre panel 2 adjustable glass shelves each 1 Double power socket inside 	1 Centre panel 2 adjustable glass shelves each 1 Double power socket inside 	1 Centre panel 2 adjustable glass shelves each 1 Double power socket inside 
	W/D/H in cm: 96 / 16,2 / 64	W/D/H in cm: 96 / 16,2 / 64	W/D/H in cm: 128 / 16,2 / 64	W/D/H in cm: 128 / 16,2 / 64
Description	Mirror cabinet with side rack 96/64, top-mounted light, LH version	Mirror cabinet with side rack 96/64, top-mounted light, RH version	Mirror cabinet with side rack 128/64, 2 top-mounted lights, LH version	Mirror cabinet with side rack 128/64, 2 top-mounted lights, RH version
Item number	NSG96AU-L	NSG96AU-R	NSG12AU-L	NSG12AU-R
Surcharge for washbasin aera lighting	(N-W64)	(N-W96)	(N-W12)	(N-W16)



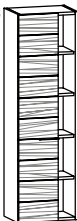

Front lighting	2 Centre panels 2 adjustable glass shelves each 1 Double power socket inside  W/D/H in cm: 160 / 16,2 / 64	2 Centre panels 2 adjustable glass shelves each 1 Double power socket inside  W/D/H in cm: 160 / 16,2 / 64	1 centre panel each each with 2 adjustable glass shelves 1 double power socket inside each  W/D/H in cm: 160 / 16,2 / 64	
	Description	Mirror cabinet with side rack 160/64, front lighting, LH version	Mirror cabinet with side rack 160/64, front lighting, RH version	Mirror cabinet 160/64, middle rack, front lighting
	Item number	NSG16F-L	NSG16F-R	NSM16F
Surcharge for washbasin aera lighting			(N-W12)	(N-W16)
Top-mounted light	2 Centre panels 2 adjustable glass shelves each 1 Double power socket inside  W/D/H in cm: 160 / 16,2 / 64	2 Centre panels 2 adjustable glass shelves each 1 Double power socket inside  W/D/H in cm: 160 / 16,2 / 64	1 centre panel each each with 2 adjustable glass shelves 1 double power socket inside each  W/D/H in cm: 160 / 16,2 / 64	
	Description	Mirror cabinet with side rack 160/64, 2 top-mounted lights, LH version	Mirror cabinet with side rack 160/64, 2 top-mounted lights, RH version	Mirror cabinet 160/64, middle rack, 2 top-mounted lights
	Item number	NSG16AU-L	NSG16AU-R	NSM16AU
Surcharge for washbasin aera lighting			(N-W12)	(N-W16)
	2 adjustable glass shelves  W/D/H in cm: 32 / 16,5 / 64	2 adjustable glass shelves  W/D/H in cm: 32 / 16,5 / 64	Suitable for mirror cabinets  W/D/H in cm: 28 / 11 / 7	Suitable for mirror cabinets  W/D/H in cm: 28 / 11 / 7
	Description	Wall unit 32/64, 1-door, door mounted on left	Wall unit 32/64, 1-door, door mounted on right	Make-up insert 28/11 cm
	Item number	NO32-L	NO32-R	BSE28

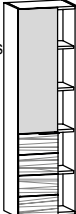
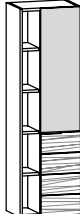
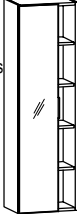
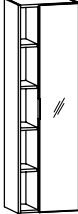
				
	W/D/H in cm: 64 / 55 / 32	W/D/H in cm: 96 / 55 / 32	W/D/H in cm: 96 / 55 / 32	W/D/H in cm: 96 / 55 / 32
Description	Wall-hung low cabinet 64/32, 1 drawer	Wall-hung low cabinet 96/32 1 drawer	Wall-hung low cabinet 96/32 1 drawer, open shelf, LH version	Wall-hung low cabinet 96/32 1 drawer, open shelf, RH version
Item number	NU64	NU96	NU96O-L	NU96O-R
				
	W/D/H in cm: 128 / 55 / 32	W/D/H in cm: 128 / 55 / 32	W/D/H in cm: 128 / 55 / 32	
Description	Wall-hung low cabinet 128/32, 1 drawer	Wall-hung low cabinet 128/32, 1 drawer, open shelf, LH version	Wall-hung low cabinet 128/32, 1 drawer, open shelf, RH version	
Item number	NU12	NU12O-L	NU12O-R	

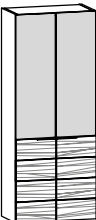
						
	W/D/H in cm: 31,6 / 21,5 / 111,5	W/D/H in cm: 31,6 / 21,5 / 127,5				
Description	Panel 7	Panel 8				
Item number	NP7	NP8				
Surcharge for lighting with switch	(N-WP7)	(N-WP8)				
Doors protrude on hinge side when opened (3 cm clearance from wall must be allowed)	2 adjustable glass shelves	2 adjustable glass shelves	2 adjustable glass shelves	2 adjustable glass shelves		
						
	W/D/H in cm: 32 / 35 / 96	W/D/H in cm: 32 / 35 / 96	W/D/H in cm: 32 / 35 / 96	W/D/H in cm: 32 / 35 / 96		
Description	Highboard 32, wooden front, door mounted on left	Highboard 32, wooden front, door mounted on right	Highboard 32, wood-glass front, door mounted on left	Highboard 32, wood-glass front, door mounted on right		
Front glass	---	---	optiwhite	montegrey	optiwhite	montegrey
Item number	NHB32H-L	NHB32H-R	NHB32G-O-L	NHB32G-M-L	NHB32G-O-R	NHB32G-M-R
Surcharge for double drawer instead of flap	(N-S30)					
Doors protrude on hinge side when opened (3 cm clearance from wall must be allowed)	2 adjustable glass shelves open part 2 wooden shelves	2 adjustable glass shelves open part 2 wooden shelves	2 adjustable glass shelves open part 2 wooden shelves	2 adjustable glass shelves open part 2 wooden shelves		
						
	W/D/H in cm: 48 / 35 / 96	W/D/H in cm: 48 / 35 / 96	W/D/H in cm: 48 / 35 / 96	W/D/H in cm: 48 / 35 / 96		
Description	Highboard 48, wooden front, side open, door mounted on left	Highboard 48, wooden front, side open, door mounted on right	Highboard 48, wooden glass front, side open, door mounted on left	Highboard 48, wooden glass front, side open, door mounted on right		
Front glass	---	---	optiwhite	montegrey	optiwhite	montegrey
Item number	NHB48HO-L	NHB48HO-R	NHB48GO-O-L	NHB48GO-M-L	NHB48GO-O-R	NHB48GO-M-R
Surcharge for double drawer instead of flap	(N-S30)					
Doors protrude on hinge side when opened (3 cm clearance from wall must be allowed)	1 Centre panel 2 adjustable glass shelves each					
						
	W/D/H in cm: 64 / 35 / 96					
Description	Highboard 64, 2-door, wood glass front					
Front glass	optiwhite	montegrey				
Item number	NHB64G-O	NHB64G-M				
Surcharge for double drawer instead of flap	(N-S30)					


Doors protrude on hinge side when opened (3 cm clearance from wall must be allowed)	3 adjustable glass shelves		3 adjustable glass shelves		3 adjustable glass shelves		3 adjustable glass shelves			
										
	W/D/H in cm: 32 / 35 / 128		W/D/H in cm: 32 / 35 / 128		W/D/H in cm: 32 / 35 / 128		W/D/H in cm: 32 / 35 / 128			
	Description		Description		Description		Description			
	Mid height cabinet 32, wooden front, door mounted on left		Mid height cabinet 32, wooden front, door mounted on right		Mid height cabinet 32, wooden glass front, door mounted on left		Mid height cabinet 32, wooden glass front, door mounted on right			
Front glass	---		---		optiwhite	montegrey		optiwhite	montegrey	
Item number	NMS32H-L		NMS32H-R		NMS32G-O-L	NMS32G-M-L		NMS32G-O-R	NMS32G-M-R	
Surcharge for double drawer instead of flap (N-S30)										
Doors protrude on hinge side when opened (3 cm clearance from wall must be allowed)	3 adjustable glass shelves open part 3 wooden shelves		3 adjustable glass shelves open part 3 wooden shelves		3 adjustable glass shelves open part 3 wooden shelves		3 adjustable glass shelves open part 3 wooden shelves			
										
	W/D/H in cm: 48 / 35 / 128		W/D/H in cm: 48 / 35 / 128		W/D/H in cm: 48 / 35 / 128		W/D/H in cm: 48 / 35 / 128			
	Description		Description		Description		Description			
	Mid height cabinet 48, wooden front, side open, door mounted on left		Mid height cabinet 48, wooden front, side open, door mounted on right		Mid height cabinet 48, wooden glass front side open, door mounted on left		Mid height cabinet 48, wooden glass front side open, door mounted on right			
Front glass	---		---		optiwhite	montegrey		optiwhite	montegrey	
Item number	NMS48HO-L		NMS48HO-R		NMS48GO-O-L	NMS48GO-M-L		NMS48GO-O-R	NMS48GO-M-R	
Surcharge for double drawer instead of flap (N-S30)										
Doors protrude on hinge side when opened (3 cm clearance from wall must be allowed)	1 Centre panel 3 adjustable glass shelves each		1 Centre panel 3 adjustable glass shelves each		1 Centre panel 3 adjustable glass shelves each					
										
	W/D/H in cm: 48 / 35 / 128		W/D/H in cm: 48 / 35 / 128		W/D/H in cm: 64 / 35 / 128					
	Description		Description		Description					
	Mid height cabinet 48, wooden glass front, door mounted on left		Mid height cabinet 48, wooden glass front, door mounted on right		Mid height cabinet 64, 2-door, wooden glass front					
Front glass	optiwhite		montegrey		optiwhite	montegrey				
Item number	NMS48G-O-L		NMS48G-M-L		NMS48G-O-R	NMS48G-M-R				
Surcharge for double drawer instead of flap (N-S30) For 2-door: left, right or 2x possible.										

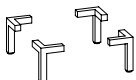
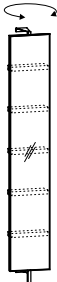
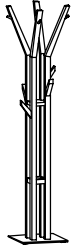


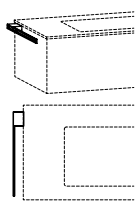
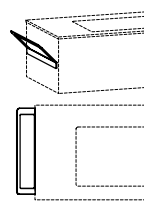


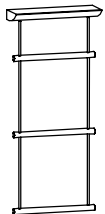

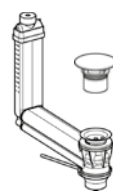


Doors protrude on hinge side when opened (3 cm clearance from wall must be allowed)	4 adjustable glass shelves 	4 adjustable glass shelves 	4 adjustable glass shelves 		4 adjustable glass shelves 	
	W/D/H in cm: 32 / 35 / 160	W/D/H in cm: 32 / 35 / 160	W/D/H in cm: 32 / 35 / 160		W/D/H in cm: 32 / 35 / 160	
Description	Tall cabinet 32, wooden front, door mounted on left	Tall cabinet 32, wooden front, door mounted on right	Tall cabinet 32, wooden glass front, door mounted on left		Tall cabinet 32, wooden glass front, door mounted on right	
Front glass	---	---	optiwhite	montegrey	optiwhite	montegrey
Item number	NHS32H-L	NHS32H-R	NHS32G-O-L	NHS32G-M-L	NHS32G-O-R	NHS32G-M-R

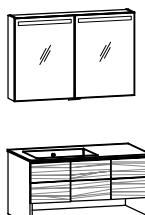
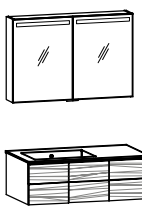
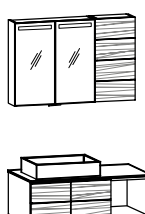
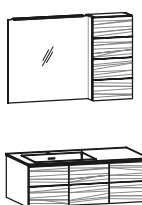
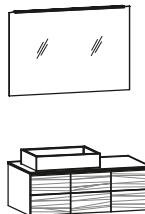
Doors protrude on hinge side when opened (3 cm clearance from wall must be allowed)	4 adjustable glass shelves 	4 adjustable glass shelves 	4 adjustable glass shelves Open part 4 wooden shelves 	4 adjustable glass shelves Open part 4 wooden shelves 
	W/D/H in cm: 32 / 35 / 160	W/D/H in cm: 32 / 35 / 160	W/D/H in cm: 48 / 35 / 160	W/D/H in cm: 48 / 35 / 160
Description	Tall cabinet 32, mirror front, door mounted on left	Tall cabinet 32, mirror front, door mounted on right	Tall cabinet 48, wooden front, side open, door mounted on left	Tall cabinet 48, wooden front, side open, door mounted on right
Item number	NHS32S-L	NHS32S-R	NHS48HO-L	NHS48HO-R

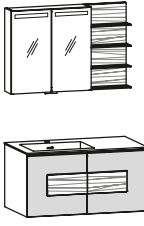
Doors protrude on hinge side when opened (3 cm clearance from wall must be allowed)	4 adjustable glass shelves open part 4 Wooden shelves		4 adjustable glass shelves open part 4 Wooden shelves		4 adjustable glass shelves open part 4 Wooden shelves		4 adjustable glass shelves open part 4 Wooden shelves	
								
	W/D/H in cm: 48 / 35 / 160		W/D/H in cm: 48 / 35 / 160		W/D/H in cm: 48 / 35 / 160		W/D/H in cm: 48 / 35 / 160	
Description	Tall cabinet 48, wooden glass front, side open, door mounted on left		Tall cabinet 48, wooden glass front, side open, door mounted on right		Tall cabinet 48, mirror, side open, door mounted on left		Tall cabinet 48, mirror, side open, door mounted on right	
Front glass	optiwhite	montegrey	optiwhite	montegrey	---		---	
Item number	NHS48GO-O-L	NHS48GO-M-L	NHS48GO-O-R	NHS48GO-M-R	NHS48SO-L		NHS48SO-R	

<p>Doors protrude on hinge side when opened (3 cm clearance from wall must be allowed)</p> <p>Surcharge for optional double internal drawer on left, right or 2x</p>	<p>1 Centre panel Each with 4 adjustable glass shelves</p>  <p>W/D/H in cm: 64 / 35 / 160</p>	
Description	Tall cabinet 64, 2-door, wood glass front	
Front glass	optiwhite	montegrey
Item number	NHS64G-O	NHS64G-M
Surcharge for double drawer instead of flap		(N-S30)

When cutting to size at a later date, the cut edge must be protected against the penetration of moisture!	(coreboard, veneered, edged all round)		
	Max. length 252 cm max. width 110 cm Material thickness: 14, 20 or 23 mm		
			
	(At least 0.5 m² will be charged)		
Description	Filler panel, both sides veneered		
Item number	BLBS		
	(per m²)		


	Height: 12 cm									Base panel metal						Mobile, with 4 casters. With removable internal linen bag.								
				W/D/H in cm: 31,6 / 21 / 195			W/D/H in cm: 49 / 49 / 192			W/D/H in cm: 45 / 45 / 60														
Description	Base feet set (4 feet 12 cm)			Wall mirror 32/195 rotatable with 5 utensil compartments			Coat rack			Laundry cube 45 with clap lid														
Item number	BSF12			BSD32			BGST			BW45														
	Schuko (earthed) power socket in silver grey for screw-mounting to flap cover. 190 cm connection lead with Schuko (earthed) angled plug			Can be fitted on left and right			Can be fitted on left and right			Metal hanger on wooden panel														
																								
				W/D/H in cm: 6 / 49 / 2,5			W/D/H in cm: 11 / 50 / 14,3			W/D/H in cm: 64 / 13,6 / 17														
Description	Surface mounted plug socket w. connection cable			Towel holder 49 for mounting to carcass			Towel holder 50 for mounting to carcass			Hand towel holder 64														
Item number	BST1			BHH49			BHH50			BHH64														
	Max. total loading capacity 10 kg			Max. total loading capacity 10 kg																				
																								
	W/D/H in cm: 48 / 16 / 26,6			W/D/H in cm: 48 / 16 / 109			W/D/H in cm: 37 / 35 / 184,6																	
Description	Hand towel holder with 1 rime			Hand towel holder with 3 rime			Hand towel rack with drawer 37/185 cm																	
Item number	BHH1			BHH3			NHL37																	
	CLOU system with lever (for pop-up waste set) Connection 1 1/4-inch only suitable for built-under basin						Connection 1 1/4-inch only suitable for acrylic stone and glass washbasins						Connection 1 1/4-inch only possible for stone washbasin											
																								
Description	Surcharge Waste and overflow set						Surcharge Permanent waste set						Permanent drain set for stone pool											
Cover	Acrylic white		Acrylic grey		Glass white		Acrylic white		Acrylic grey		Glass white		Acrylic white		Acrylic grey		Glass white		Stainless steel					
Item number	BAUA-AW		BAUA-AS		BAUA-GW		BAPA-AW		BAPA-AS		BAPA-GW		BAPA-AW		BAPA-AS		BAPA-GW		BAPAE					

Suggestion (illustrated) consisting of:	1x NW96EF-L 1x BW96EU-L 1x NSS96F			Vanity unit 96/48, 1 drawer, open compartment, LH version Furniture washbasin 96, built-under basin to one side, LH version Mirror cabinet 96/64, 2-door, front lighting				Dimensional drawing 6, 27	For accessories, see page 6
	with 1 tap hole (available without tap hole on request)								
For accessories, see page 6									
Suggestion 21									
Panel Acrylic stone white Acr.st. stone grey Glass white									
Basin White NB21-AW-AW-L NB21-AS-AW-L NB21-GW-L									
Basin Stone grey NB21-AW-AS-L NB21-AS-AS-L ---									
Surcharge for waste and overflow system (NU1)									
Surcharge for Permanent waste set (NP1)									
Surcharge for washbasin aera lighting (N-W96)									
Suggestion (illustrated) consisting of:	1x NW96E-L 1x BW96EU-L 1x NSS96F			Vanity unit 96/32, 1 drawer, LH version Furniture washbasin 96, built-under basin to one side, LH version Mirror cabinet 96/64, 2-door, front lighting				Dimensional drawing 6, 27	For accessories, see page 6
	with 1 tap hole (available without tap hole on request)								
For accessories, see page 6									
Suggestion 24									
Panel Acrylic stone white Acr.st. stone grey Glass white									
Basin White NB24-AW-AW-L NB24-AS-AW-L NB24-GW-L									
Basin Stone grey NB24-AW-AS-L NB24-AS-AS-L ---									
Surcharge for waste and overflow system (NU1)									
Surcharge for Permanent waste set (NP1)									
Surcharge for washbasin aera lighting (N-W96)									
Suggestion (illustrated) consisting of:	1x NW96EO-L 1x BW96EA-L 1x NSS96F 1x NO32-R			Vanity unit 96/32, 1 drawer, open compartment, LH version Furniture washbasin 96, top-mounted basin to one side, LH version Mirror cabinet 96/64, 2-door, front lighting Wall unit 32/64, 1-door, door mounted on right				Dimensional drawing 3, 27	For accessories, see page 6
	with 1 tap hole (available without tap hole on request)								
For accessories, see page 6									
Suggestion 27									
Panel Acrylic stone white Acr.st. stone grey									
Basin White NB27-AW-AW-L NB27-AS-AW-L									
Basin Stone grey NB27-AW-AS-L NB27-AS-AS-L									
Surcharge for waste and overflow system ---									
Surcharge for Permanent waste set (NP1)									
Surcharge for washbasin aera lighting (N-W64)									
Suggestion (illustrated) consisting of:	1x NW96E-L 1x BW96EA-L 1x NSP64AU 1x NO32-R			Vanity unit 96/32, 1 drawer, LH version Furniture washbasin 96, built-under basin to one side, LH version Mirror 64/64, top-mounted light Wall unit 32/64, 1-door, door mounted on right				Dimensional drawing 6, 26	For accessories, see page 6
	with 1 tap hole (available without tap hole on request)								
For accessories, see page 6									
Suggestion 30									
Panel Acrylic stone white Acr.st. stone grey Glass white									
Basin White NB31-AW-AW-L NB31-AS-AW-L NB31-GW-L									
Basin Stone grey NB31-AW-AS-L NB31-AS-AS-L ---									
Surcharge for waste and overflow system (NU1)									
Surcharge for Permanent waste set (NP1)									
Surcharge for washbasin aera lighting (N-W64)									
Suggestion (illustrated) consisting of:	1x NW96E-L 1x BW96EA-L 1x NSP96AU			Vanity unit 96/32, 1 drawer, LH version Furniture washbasin 96, top-mounted basin to one side, LH version Mirror 96/64, 2 top-mounted lights				Dimensional drawing 2, 26	For accessories, see page 6
	with 1 tap hole (available without tap hole on request)								
For accessories, see page 6									
Suggestion 33									
Panel Acrylic stone white Acr.st. stone grey									
Basin White NB34-AW-AW-L NB34-AS-AW-L									
Basin Stone grey NB34-AW-AS-L NB34-AS-AS-L									
Surcharge for waste and overflow system ---									
Surcharge for Permanent waste set (NP1)									
Surcharge for washbasin aera lighting (N-W96)									

Suggestion (illustrated) consisting of:	1x NW96EU-L Vanity unit 96/48, 2 drawers, LH version 1x BW96EU-L Furniture washbasin 96, built-under basin to one side, LH version 1x NSG96F-L Mirror cabinet with side rack 96/64, front lighting, LH version					
						
with 1 tap hole (available without tap hole on request)	For accessories, see page 6					

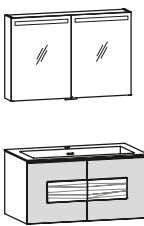
Dimensional drawing 6, 27

Description	Suggestion 75					
Front glass	optiwhite			montegrey		
Panel	Acrylic stone white	Acr.st. stone grey	Glass white	Acrylic stone white	Acr.st. stone grey	Glass white
Basin White	NB75-O-AW-AW-L	NB75-O-AS-AW-L	NB75-O-GW-L	NB75-M-AW-AW-L	NB75-M-AS-AW-L	NB75-M-GW-L
Basin Stone grey	NB75-O-AW-AS-L	NB75-O-AS-AS-L	---	NB75-M-AW-AS-L	NB75-M-AS-AS-L	---
Surcharge for waste and overflow system	(NU1)			(NU1)		
Surcharge for Permanent waste set	(NP1)			(NP1)		
Surcharge for washbasin aera lighting	(N-W64)			(N-W64)		

Suggestion (illustrated) consisting of:	1x NW96EF-L Vanity unit 96/48, 1 drawer, open compartment, LH version 1x BW96EA-L Furniture washbasin 96, top-mounted basin to one side, LH version 1x NSF96F-L Mirror with side rack 96/64, front lighting, LH version					
						
with 1 tap hole (available without tap hole on request)	For accessories, see page 6					

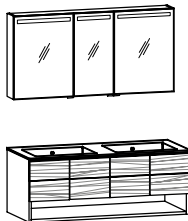
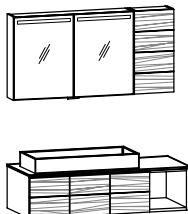
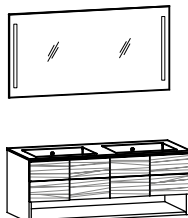
Description	Suggestion 77	
Panel	Acrylic stone white	Acr.st. stone grey
Basin White	NB77-AW-AW-L	NB77-AS-AW-L
Basin Stone grey	NB77-AW-AS-L	NB77-AS-AS-L
Surcharge for waste and overflow system	---	
Surcharge for Permanent waste set	(NP1)	
Surcharge for washbasin aera lighting	(N-W96)	


Dimensional drawing 2, 26

Suggestion (illustrated) consisting of:	1x NW96MU Vanity unit 96/48, 2 drawers 1x BW96MU Furniture washbasin 96, built-under basin 1x NSS96F Mirror cabinet 96/64, 2-door, front lighting					
						
with 1 tap hole (available without tap hole on request)	For accessories, see page 5					

Description	Suggestion 79					
Front glass	optiwhite			montegrey		
Panel	Acrylic stone white	Acr.st. stone grey	Glass white	Acrylic stone white	Acr.st. stone grey	Glass white
Basin White	NB79-O-AW-AW	NB79-O-AS-AW	NB79-O-GW	NB79-M-AW-AW	NB79-M-AS-AW	NB79-M-GW
Basin Stone grey	NB79-O-AW-AS	NB79-O-AS-AS	---	NB79-M-AW-AS	NB79-M-AS-AS	---
Surcharge for waste and overflow system	(NU1)			(NU1)		
Surcharge for Permanent waste set	(NP1)			(NP1)		
Surcharge for washbasin aera lighting	(N-W96)			(N-W96)		

Dimensional drawing 8, 27


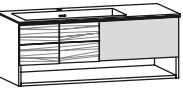
Suggestion (illustrated) consisting of:	1x NW12DF 1x BW12DU 1x NSS12F			Double washbasin vanity unit 128/48, 1 drawer, open compartment Double furniture washbasin 128, built-under basin Mirror cabinet 128/64, 3-door, front lighting			Dimensional drawing 16, 27
							
with 2 tap holes (available without tap holes on request)							Dimensional drawing 16, 27
For accessories, see page 11			For accessories, see page 11				
Description							Suggestion 39
Panel	Acrylic stone white	Acr.st. stone grey	Glass white	Acrylic stone white	Acr.st. stone grey	Glass white	
Basin White	NB39-AW-AW	NB39-AS-AW	NB39-GW	NB42-AW-AW	NB42-AS-AW	NB42-GW	
Basin Stone grey	NB39-AW-AS	NB39-AS-AS	---	NB42-AW-AS	NB42-AS-AS	---	
Surcharge for waste and overflow system			(NU2)	(NU2)			
Surcharge for Permanent waste set			(NP2)	(NP2)			
Surcharge for washbasin aera lighting			(N-W12)	(N-W12)			
Suggestion (illustrated) consisting of:	1x NW12EO-L 1x BW12EA-L 1x NSS96F 1x NO32-R			Vanity unit 128/32, 1 drawer, open compartment, LH version Furniture washbasin 128, top-mounted basin to one side, LH version Mirror cabinet 96/64, 2-door, front lighting Wall unit 32/64, 1-door, door mounted on right			Dimensional drawing 10, 27
							
with 1 tap hole (available without tap hole on request)							Dimensional drawing 13, 27
For accessories, see page 8			For accessories, see page 8				
Description							Suggestion 45
Panel	Acrylic stone white	Acr.st. stone grey		Acrylic stone white	Acr.st. stone grey	Glass white	
Basin White	NB45-AW-AW-L	NB45-AS-AW-L		NB48-AW-AW-L	NB48-AS-AW-L	NB48-GW-L	
Basin Stone grey	NB45-AW-AS-L	NB45-AS-AS-L		NB48-AW-AS-L	NB48-AS-AS-L	---	
Surcharge for waste and overflow system			---	(NU1)			
Surcharge for Permanent waste set			(NP1)	(NP1)			
Surcharge for washbasin aera lighting			(N-W96)	(N-W96)			
Suggestion (illustrated) consisting of:	1x NW12DF 1x BW12DU 1x NSP12F			Double washbasin vanity unit 128/48, 1 drawer, open compartment Double furniture washbasin 128, built-under basin Mirror 128/64, front lighting			Dimensional drawing 16, 26
							
with 2 tap holes (available without tap holes on request)							Dimensional drawing 16, 26
For accessories, see page 11							
Description							Suggestion 51
Panel	Acrylic stone white	Acr.st. stone grey	Glass white				
Basin White	NB51-AW-AW	NB51-AS-AW	NB51-GW				
Basin Stone grey	NB51-AW-AS	NB51-AS-AS	---				
Surcharge for waste and overflow system			(NU2)				
Surcharge for Permanent waste set			(NP2)				
Surcharge for washbasin aera lighting			(N-W12)				

Suggestion (illustrated) consisting of:	1x NW12DU	Double washbasin vanity unit 128/48, 2 drawer
	1x BW12DU	Double furniture washbasin 128, built-under basin
	1x NSS12F	Mirror cabinet 128/64, 3-door, front lighting
with 1 tap hole (available without tap hole on request)		
	For accessories, see page 11	

Dimensional drawing 16, 27

Dimensional drawing 16, 27

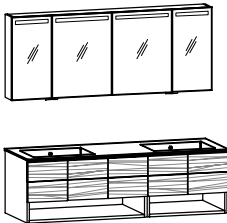
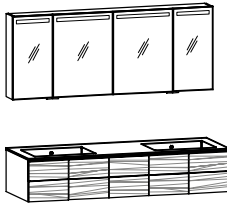
Description	Suggestion 83					
Front glass	optiwhite			montegrey		
Panel	Acrylic stone white	Acr.st. stone grey	Glass white	Acrylic stone white	Acr.st. stone grey	Glass white
Basin White	NB83-O-AW-AW	NB83-O-AS-AW	NB83-O-GW	NB83-M-AW-AW	NB83-M-AS-AW	NB83-M-GW
Basin Stone grey	NB83-O-AW-AS	NB83-O-AS-AS	---	NB83-M-AW-AS	NB83-M-AS-AS	---
Surcharge for waste and overflow system	(NU2)			(NU2)		
Surcharge for Permanent waste set	(NP2)			(NP2)		
Surcharge for washbasin aera lighting	(N-W12)			(N-W12)		


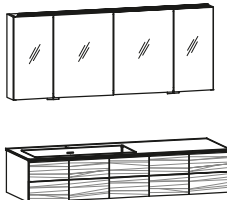
Suggestion (illustrated) consisting of:	1x NW12EGF-L	Vanity unit 128/48, 1 drawer, open compartment, LH version
	1x BW12EU-L	Furniture washbasin 128, built-under basin to one side, LH version
	1x NSF12F-L	Mirror with side rack 128/64, front lighting, LH version
with 1 tap hole (available without tap hole on request)		
		
	For accessories, see page 8	

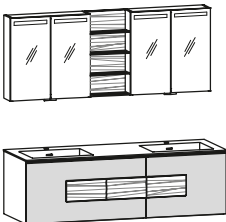
Dimensional drawing 13.26

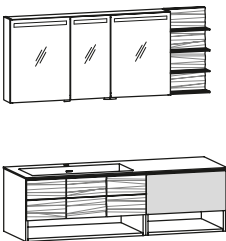
Dimensional drawing 13, 26

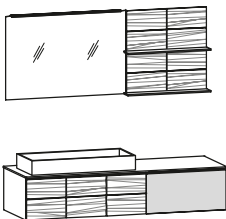
Description	Suggestion 85					
Front glass	optiwhite			montegrey		
Panel	Acrylic stone white	Acr.st. stone grey	Glass white	Acrylic stone white	Acr.st. stone grey	Glass white
Basin White	NB85-O-AW-AW-L	NB85-O-AS-AW-L	NB85-O-GW-L	NB85-M-AW-AW-L	NB85-M-AS-AW-L	NB85-M-GW-L
Basin Stone grey	NB85-O-AW-AS-L	NB85-O-AS-AS-L	---	NB85-M-AW-AS-L	NB85-M-AS-AS-L	---
Surcharge for waste and overflow system	(NU1)			(NU1)		
Surcharge for Permanent waste set	(NP1)			(NP1)		
Surcharge for washbasin aera lighting	(N-W12)			(N-W12)		

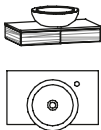
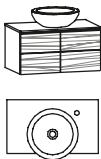
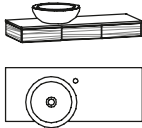
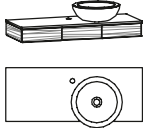
Suggestion (illustrated) consisting of:	1x NW16DF 1x BW16DU 1x NSS16F			Double washbasin vanity unit 160/48, 2 drawer, open compartment Double furniture washbasin 160, built-under basin Mirror cabinet 160/64, 4-door, front lighting				Dimensional drawing 20, 27	For accessories, see page 14			
with 2 tap holes (available without tap holes on request)								Dimensional drawing 20, 27	For accessories, see page 14			
Description	Suggestion 57						Suggestion 60					
Panel	Acrylic stone white		Acr.st. stone grey		Glass white		Acrylic stone white		Acr.st. stone grey		Glass white	
Basin White	NB57-AW-AW		NB57-AS-AW		NB57-GW		NB60-AW-AW		NB60-AS-AW		NB60-GW	
Basin Stone grey	NB57-AW-AS		NB57-AS-AS		---		NB60-AW-AS		NB60-AS-AS		---	
Surcharge for waste and overflow system (NU2)												
Surcharge for Permanent waste set (NP2)												
Surcharge for washbasin aera lighting (N-W16)												



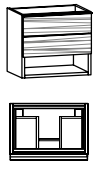
Suggestion (illustrated) consisting of:	1x NW16EF-L 1x BW16EA-L 1x NSS12F 1x NO32-R			Vanity unit 160/48, 2 drawers, open compartment, LH version Furniture washbasin 160, top-mounted basin to one side, LH version Mirror cabinet 128/64, 3-door, front lighting Wall unit 32/64, 1-door, door mounted on right				Dimensional drawing 17, 27	For accessories, see page 12			
with 2 tap holes (available without tap holes on request)								Dimensional drawing 19, 27	For accessories, see page 12			
Description	Suggestion 63						Suggestion 66					
Panel	Acrylic stone white		Acr.st. stone grey				Acrylic stone white		Acr.st. stone grey		Glass white	
Basin White	NB63-AW-AW-L		NB63-AS-AW-L				NB67-AW-AW-L		NB67-AS-AW-L		NB67-GW-L	
Basin Stone grey	NB63-AW-AS-L		NB63-AS-AS-L				NB67-AW-AS-L		NB67-AS-AS-L		---	
Surcharge for waste and overflow system ---												
Surcharge for Permanent waste set (NP1)												
Surcharge for washbasin aera lighting (N-W12)												

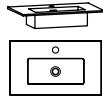

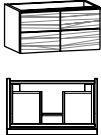
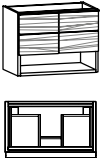
Suggestion (illustrated) consisting of:	1x NW16DU 1x BW16DU 1x NSM16F		Double washbasin vanity unit 160/48, 4 drawer Double furniture washbasin 160, built-under basin Mirror cabinet 160/64, middle rack, front lighting			
	with 1 tap hole (available without tap hole on request)					
		For accessories, see page 14				
Description						
Front glass		optiwhite			montegrey	
Panel	Acrylic stone white	Acr.st. stone grey	Glass white	Acrylic stone white	Acr.st. stone grey	Glass white
Basin White	NB91-O-AW-AW	NB91-O-AS-AW	NB91-O-GW	NB91-M-AW-AW	NB91-M-AS-AW	NB91-M-GW
Basin Stone grey	NB91-O-AW-AS	NB91-O-AS-AS	---	NB91-M-AW-AS	NB91-M-AS-AS	---
Surcharge for waste and overflow system		(NU2)		(NU2)		
Surcharge for Permanent waste set		(NP2)		(NP2)		
Surcharge for washbasin aera lighting		(N-W16)		(N-W16)		





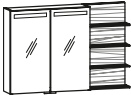

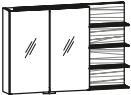
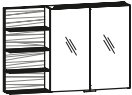


Suggestion (illustrated) consisting of:	1x NW16EGF-L 1x BW16EU-L 1x NSG16F-L		Vanity unit 160/48, 2 drawers, open compartment, LH version Furniture washbasin 160, built-under basin to one side, LH version Mirror cabinet with side rack 160/64, front lighting, LH version			
	with 1 tap hole (available without tap hole on request)					
		For accessories, see page 12				
Description						
Front glass		optiwhite			montegrey	
Panel	Acrylic stone white	Acr.st. stone grey	Glass white	Acrylic stone white	Acr.st. stone grey	Glass white
Basin White	NB93-O-AW-AW-L	NB93-O-AS-AW-L	NB93-O-GW-L	NB93-M-AW-AW-L	NB93-M-AS-AW-L	NB93-M-GW-L
Basin Stone grey	NB93-O-AW-AS-L	NB93-O-AS-AS-L	---	NB93-M-AW-AS-L	NB93-M-AS-AS-L	---
Surcharge for waste and overflow system		(NU1)		(NU1)		
Surcharge for Permanent waste set		(NP1)		(NP1)		
Surcharge for washbasin aera lighting		(N-W12)		(N-W12)		




Suggestion (illustrated) consisting of:	1x NW16EG-L 1x BW16EA-L 1x NSB16AU-L		Vanity unit 160/32, 2 drawers, LH version Furniture washbasin 160, top-mounted basin to one side, LH version Mirror with side rack 160/64, 2 top-mounted lights, LH version			
	with 1 tap hole (available without tap hole on request)					
		For accessories, see page 12				
Description						
Front glass		optiwhite			montegrey	
Panel	Acrylic stone white	Acr.st. stone grey		Acrylic stone white	Acr.st. stone grey	
Basin White	NB96-O-AW-AW-L	NB96-O-AS-AW-L		NB96-M-AW-AW-L	NB96-M-AS-AW-L	
Basin Stone grey	NB96-O-AW-AS-L	NB96-O-AS-AS-L		NB96-M-AW-AS-L	NB96-M-AS-AS-L	
Surcharge for waste and overflow system		(NU1)		(NU1)		
Surcharge for Permanent waste set		(NP1)		(NP1)		
Surcharge for washbasin aera lighting		(N-W16)		(N-W16)		



with 1 tap hole (available without tap hole on request)	 W/D/H in cm: 64,4 / 42,5 / 24		 W/D/H in cm: 64,4 / 42,5 / 45,7	
	Description		Description	
Panel	Acrylic stone white	Acr.st. stone grey	Acrylic stone white	Acr.st. stone grey
Item number	NWS64-AW-ST	NWS64-AS-ST	NWS64S-AW-ST	NWS64S-AS-ST
Surcharge Permanent waste set with matching cover (NP1)				
with 1 tap hole (available without tap hole on request)	 W/D/H in cm: 96,4 / 42,5 / 24		 W/D/H in cm: 96,4 / 42,5 / 24	
	Description		Description	
Panel	Acrylic stone white	Acr.st. stone grey	Acrylic stone white	Acr.st. stone grey
Item number	NWS96-AW-ST-L	NWS96-AS-ST-L	NWS96-AW-ST-R	NWS96-AS-ST-R
Surcharge Permanent waste set with matching cover (NP1)				

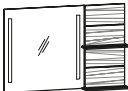
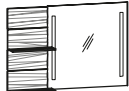
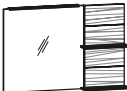
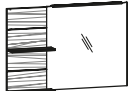
with 1 tap hole (available without tap hole on request)		with overflow slot and waste set	
			
		W/D/H in cm: 55,4 / 38 / 12,1	
Description		Furniture washbasin small 55, built-under basin	
Panel		Acrylic stone white	Acr.st. stone grey
Basin White		BWS5MU-AW-AW	BWS5MU-AS-AW
Basin Stone grey		BWS5MU-AW-AS	BWS5MU-AS-AS
Surcharge Waste and overflow set with matching cover (CLOU system with lever for pop-up waste)	---	(NU1)	
Surcharge Permanent waste set with matching cover		(NP1)	When ordering NU1 or NP1 , washbasin is supplied without overflow slot
			
	W/D/H in cm: 55 / 38 / 48,2		
Description	Washbasin vanity unit small 55/48, 1 drawer, open compartment		
Item number	NWS5MF		



with 1 tap hole (available without tap hole on request)		with overflow slot and waste set  W/D/H in cm: 64,4 / 38 / 12,1	
Description		Furniture washbasin small 64, built-under basin	
Panel		Acrylic stone white	Acr.st. stone grey
Basin White		BWS6MU-AW-AW	BWS6MU-AS-AW
Basin Stone grey		BWS6MU-AW-AS	BWS6MU-AS-AS
Surcharge Waste and overflow set with matching cover (CLOU system with lever for pop-up waste)	---	(NU1)	
Surcharge Permanent waste set with matching cover		(NP1)	When ordering NU1 or NP1 , washbasin is supplied without overflow slot
	 W/D/H in cm: 64 / 38 / 32,2	 W/D/H in cm: 64 / 38 / 48,2	
Description	Washbasin vanity unit small 64/32, 1 drawer	Washbasin vanity unit small 64/48, 1 drawer, open compartment	
Item number	NWS6M	NWS6MF	

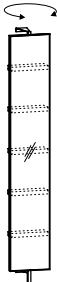
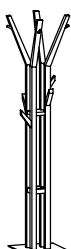

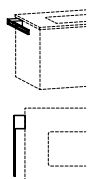
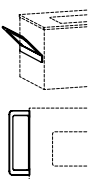


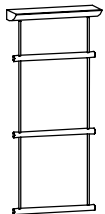

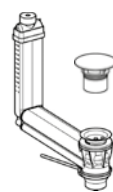
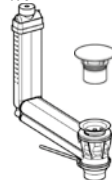

	1 Centre panel 2 adjustable glass shelves each 1 Double power socket inside  W/D/H in cm: 64 / 16,2 / 64	1 Centre panel 2 adjustable glass shelves each 1 Double power socket inside  W/D/H in cm: 96 / 16,2 / 64	1 Centre panel 2 adjustable glass shelves each 1 Double power socket inside  W/D/H in cm: 64 / 16,2 / 64	1 Centre panel 2 adjustable glass shelves each 1 Double power socket inside  W/D/H in cm: 96 / 16,2 / 64
Description	Mirror cabinet 64/64, 2-door, front lighting	Mirror cabinet 96/64, 2-door, front lighting	Mirror cabinet 64/64, 2-door, top-mounted light	Mirror cabinet 96/64, 2-door, 2 top-mounted lights
Item number	NSS64F	NSS96F	NSS64AU	NSS96AU
Surcharge for washbasin aera lighting	(N-W64)	(N-W96)	(N-W64)	(N-W96)
	1 Centre panel 2 adjustable glass shelves each 1 Double power socket inside  W/D/H in cm: 96 / 16,2 / 64	1 Centre panel 2 adjustable glass shelves each 1 Double power socket inside  W/D/H in cm: 96 / 16,2 / 64	1 Centre panel 2 adjustable glass shelves each 1 Double power socket inside  W/D/H in cm: 96 / 16,2 / 64	1 Centre panel 2 adjustable glass shelves each 1 Double power socket inside  W/D/H in cm: 96 / 16,2 / 64
Description	Mirror cabinet with side rack 96/64, front lighting, LH version	Mirror cabinet with side rack 96/64, front lighting, RH version	Mirror cabinet with side rack 96/64, top-mounted light, LH version	Mirror cabinet with side rack 96/64, top-mounted light, RH version
Item number	NSG96F-L	NSG96F-R	NSG96AU-L	NSG96AU-R
Surcharge for washbasin aera lighting	(N-W64)		(N-W64)	
	2 adjustable glass shelves  W/D/H in cm: 32 / 16,5 / 64	2 adjustable glass shelves  W/D/H in cm: 32 / 16,5 / 64		
Description	Wall unit 32/64, 1-door, door mounted on left	Wall unit 32/64, 1-door, door mounted on right		
Item number	NO32-L	NO32-R		


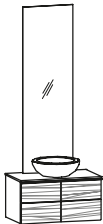
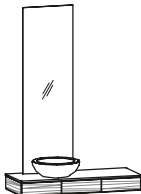
Front lighting			
	W/D/H in cm: 55 / 5,2 / 64	W/D/H in cm: 64 / 5,2 / 64	W/D/H in cm: 96 / 5,2 / 64
	Description	Mirror 55/64, front lighting	Mirror 64/64, front lighting
	Item number	NSP55F	NSP64F
Surcharge for washbasin aera lighting		(N-W55)	(N-W64)

Top-mounted light			
	W/D/H in cm: 64 / 5,2 / 64	W/D/H in cm: 96 / 5,2 / 64	
	Description	Mirror 64/64, top-mounted light	Mirror 96/64, 2 top-mounted lights
	Item number	NSP64AU	NSP96AU
Surcharge for washbasin aera lighting		(N-W64)	(N-W96)

			
W/D/H in cm: 96 / 18 / 64	W/D/H in cm: 96 / 18 / 64	W/D/H in cm: 96 / 18 / 64	W/D/H in cm: 96 / 18 / 64
Description	Mirror with side rack 96/64, front lighting, LH version	Mirror with side rack 96/64, front lighting, RH version	Mirror with side rack 96/64, top-mounted light, LH version
Item number	NSF96F-L	NSF96F-R	NSF96AU-L
Surcharge for washbasin aera lighting		(N-W96)	(N-W96)

		When cutting to size at a later date, the cut edge must be protected against the penetration of moisture!	(coreboard, veneered, edged all round) Max. length 252 cm max. width 110 cm Material thickness: 14, 20 or 23 mm  (At least 0.5 m² will be charged)
Description	Mirror 40/128		
Item number	NSP40		
Surcharge for lighting with switch		(N-WP8)	
		Description	Filler panel, both sides veneered
		Item number	BLBS
			(per m²)

	Height: 12 cm		 W/D/H in cm: 31,6 / 21 / 195		Base panel metal	 W/D/H in cm: 49 / 49 / 192		Mobile, with 4 casters. With removable internal linen bag.
Description	Base feet set (4 feet 12 cm)		Wall mirror 32/195 rotatable with 5 utensil compartments		Coat rack	Laundry cube 45 with flap lid		
Item number	BSF12		BSD32		BGST	BW45		
	Schuko (earthed) power socket in silver grey for screw-mounting to flap cover. 190 cm connection lead with Schuko (earthed) angled plug		Can be fitted on left and right		Can be fitted on left and right	Metal hanger on wooden panel		
	 W/D/H in cm: 6 / 32 / 2,5		 W/D/H in cm: 6 / 32 / 2,5		 W/D/H in cm: 11 / 34 / 14,3	 W/D/H in cm: 64 / 13,6 / 17		
Description	Surface mounted plug socket w. connection cable		Towel holder small 32 for mounting to carcass		Towel holder small 34 for mounting to carcass	Hand towel holder 64		
Item number	BST1		BHH32		BHH34	BHH64		
	Max. total loading capacity 10 kg		Max. total loading capacity 10 kg					
	 W/D/H in cm: 48 / 16 / 26,6		 W/D/H in cm: 48 / 16 / 109		 W/D/H in cm: 37 / 35 / 184,6			
Description	Hand towel holder with 1 rime		Hand towel holder with 3 rime		Hand towel rack with drawer 37/185 cm			
Item number	BHH1		BHH3		NHL37			
	CLOU system with lever (for pop-up waste set) Connection 1 1/4-inch only suitable for built-under basin				CLOU system with lever (for pop-up waste set) Connection 1 1/4-inch only suitable for built-under basin		Connection 1 1/4-inch only possible for stone washbasin	
								
Description	Surcharge Waste and overflow set				Surcharge Waste and overflow set		Permanent drain set for stone pool	
Cover	Acrylic white		Acrylic grey		Acrylic white		Stainless steel	Stone
Item number	BAUA-AW		BAUA-AS		BAUA-AW		BAPAE	BAPA-ST

Suggestion (illustrated) consisting of:	1x NWS6MF 1x BWS6MU 1x NSP64F	Washbasin vanity unit small 64/48, 1 drawer, open compartment Furniture washbasin small 64, built-under basin Mirror 64/64, front lighting	Dimensional drawing 25, 26
			
Description Suggestion 11			
Panel	Acrylic stone white	Acr.st. stone grey	
Basin Stone	NBS11-AW-AW	NBS11-AS-AW	
	NBS11-AW-AS	NBS11-AS-AS	
Surcharge for waste and overflow system (NU1)			
Surcharge for Permanent waste set (NP1)			
Surcharge for washbasin aera lighting (N-W64)			
Suggestion (illustrated) consisting of:	1x NWS64S 1x NSP40	Washbasin combination small 64, stone washbasin, 1 drawer Mirror 40/128	Dimensional drawing 22
			
Description Suggestion 21			
Panel	Acrylic stone white	Acr.st. stone grey	
Item number	NBS21-AW-ST	NBS21-AS-ST	
Surcharge for waste and overflow system ---			
Surcharge for Permanent waste set (NP1)			
Surcharge for lighting with switch (N-WP8)			
Suggestion (illustrated) consisting of:	1x NWS96-L 1x NSP40	Washbasin combination small 96, stone washbasin, LH version Mirror 40/128	Dimensional drawing 23
			
Description Suggestion 23			
Panel	Acrylic stone white	Acr.st. stone grey	
Item number	NBS23-AW-ST-L	NBS23-AS-ST-L	
Surcharge for waste and overflow system ---			
Surcharge for Permanent waste set (NP1)			
Surcharge for lighting with switch (N-WP8)			

GENERAL CONDITIONS OF SALE

1. General

1.1. The following terms of sale and delivery, hereinafter referred to as "GTC", apply to all business relationships (such as purchase contracts, work contracts, planning orders etc.) between VOGLAUER Gschwandtner & Zwilling GmbH, Voglauer hotel concept business division, hereinafter referred to as "VOGLAUER", and customers. By placing an order or entering into a contract with VOGLAUER, the customers accepts these as binding. Deviations, contradictions or supplementary general terms and conditions will not be binding on this contract, even when they are known about at the time, unless they are expressly agreed in writing. If conditions which deviate from these GTC are agreed in writing, these additional considerations shall apply.

1.2. VOGLAUER generally only enters into contracts with companies, which is why the GTC were designed for legal transactions between companies. If, in exceptional cases, they are also used as a basis for legal transactions with consumers, they shall only apply insofar as they do not violate mandatory provisions of consumer protection law.

2. Offers, prices

2.1. All prices quoted by VOGLAUER in offers and price lists are subject to change and are net prices, unless it is expressly stated that statutory value added tax is included. Value added tax shall be charged separately in accordance with the statutory provisions applicable on the day of delivery or performance. VOGLAUER reserves the right to make technical and other reasonable changes. If a customer's order does not contain any price information, VOGLAUER's price lists applicable on the day the order is received shall apply to this order.

2.2. Export deliveries are generally charged in euros and must also be paid in euros. If another currency is expressly agreed, VOGLAUER will invoice on the basis of the exchange rate to the Euro on the day that the order is confirmed. The rates calculated by the Austrian banks are applied for this purpose.

2.3. Export deliveries are generally charged in Euro and are also payable in Euro. If another currency has been explicitly agreed, VOGLAUER will invoice on the basis of the Euro exchange rate of the day on which the order has been confirmed. The price calculation of the Austrian National Bank (ONB) (published on: <https://www.onb.at/zinssatzwechselkurs/>) is the only relevant calculation.

3. Order acceptance, order basis

3.1. If an order is placed with VOGLAUER, a contract is only entered into when VOGLAUER confirms the order in writing or delivers the goods or sends the invoice. The customer is obliged to provide all required documents completely and correctly when placing the order. Any additional costs due to discrepancies between the actual circumstances and the documents or plans provided by the customer as well as additional costs due to late delivery of the documents are to be borne by the customer. Changes may only be made to the order after acceptance by mutual agreement and in writing.

3.2. If at the time of the order being placed, the ordered goods are not fully specified in detail (especially their technical design), a preliminary order confirmation will be issued. The customer is obliged to provide sufficient details of the order in a timely manner (notification of actual measurements) to ensure that agreed delivery times can be met. Upon the provision of details a final order acknowledgement is issued by which the subject matter of the contract becomes binding, unless the customer expressly immediately dissent in writing. Should this happen, the delivery contract remains valid, in accordance with the preliminary order confirmation. If an order is changed after a preliminary order confirmation, prices will be adjusted in accordance with a preceding cost estimate if need be.

4. Shipping, delivery

4.1. Unless otherwise agreed, the delivery of goods is free of charge. The goods are unloaded from the arriving means of transport and made available to the contracting party at the place designated for unloading, i.e. either in the loading dock or consignment area. Transport insurance shall only be arranged at the customer's explicit request. Any resulting costs shall solely be borne by the customer. If not specified otherwise in writing, the risk of price is passed to the customer upon the dispatch of the goods in the event of a delay in acceptance caused by the customer, after VOGLAUER's notification of readiness of dispatch.

4.2. The selection of the place of delivery and of the route and means of transport is made by VOGLAUER, in the absence of any written agreement to the contrary, to the best of their judgment, and without liability for the cheapest and fastest transport. Specified delivery times are not binding, unless otherwise expressly agreed in writing.

4.3. The agreed delivery period will generally commence on the day of the order confirmation. If at this moment in time (starting point of the period) the documentation required for production, such as in particular actual measurements, has not been made available to VOGLAUER, the course of the delivery period shall commence on the day where the final documentation required for production has been received by VOGLAUER. The customer is obliged to transmit such documentation promptly. Delivery deadlines shall be extended by installation delays not caused by VOGLAUER. Should the customer have to make an advance payment, then the delivery period shall not start before the day before the advance payment has been received.

4.4. Should the customer be in delay of acceptance of the delivery item – even if not at fault himself – VOGLAUER has the right to raise the usual storage charge; in addition, VOGLAUER is entitled to withdraw from the delivery contract and the customer is obliged to pay the difference between the agreed price and the expectable revenue from the realisation of the deliverable goods. In cases where installation is part of the agreement, the customer is obliged to accept the contractual items after completion of the installation after a site inspection of the contractual goods. The provisions on creditor default apply where acceptance is refused.

4.5. Should VOGLAUER fail to meet delivery dates by more than 3 weeks, customers have the right to withdraw from the contract after a reasonable period of grace has been set. Should the delivery period be extended due to operational reasons which are beyond the control of VOGLAUER even when exercising the diligence of a prudent business management (in particular strikes, operational breakdowns, shortage of raw materials, but also cases of force majeure such as epidemics and epidemics leading to plant closures ("lockdown") etc.), the customer is only entitled to withdraw from the contract when the delivery period of 2 months is exceeded and an appropriate grace period is granted.

4.6. To ensure an efficient and reasonable delivery to the contracting party by VOGLAUER, the parties shall agree that for delivery and unloading the standards for unloading, as issued by the Future Initiative Furniture Logistics (ZIMLOG) in their current version, shall apply. These are available for downloading online under www.dcc-moebel.org/zimlog.html or can be sent in text form to the contracting party on request.

4.7. VOGLAUER is entitled to deliver in excess or below the contracted quantity. In the case of a delivery carried out to the extent as described above, the contracting party is not entitled to refuse acceptance.

4.8. If in individual cases, a contractual penalty has been agreed between the supplier and the contracting party, this can only be enforced if upon accepting the goods the contracting party has expressed their reservation in writing.

4.9. A contractual penalty provision must be sent directly to VOGLAUER. VOGLAUER's employees, drivers or any other third parties are not entitled to accept any contractual penalty provision.

5. Withdrawal from contract

5.1. If the customer does not fulfil their contractual obligations or does not meet them in full, VOGLAUER is entitled to withdraw from the contract. The right to withdraw from the contract can also be exercised with regard to a part of the delivery item. In such a case VOGLAUER is obliged to deliver the part of the delivery item not affected by the withdrawal and the customer is obliged to pay for this part.

5.2. If VOGLAUER exercises its right of withdrawal for reasons for which the customer is responsible, even if the customer is not at fault, or if the customer withdraws from the contract without being entitled to do so, the customer must pay for the advance services corresponding to the proportionate order value which have already been rendered within the scope of contract performance (e.g. planning services, procurement of materials, special services, work expenses and the like). VOGLAUER is entitled to claim a lump sum for preliminary work calculated at 25% of the order value without having to provide specific proof of individual services rendered. The costs of custom-made products already produced are to be fully

reimbursed less assembly and delivery costs.

6. Assembly

6.1. The customer must ensure that installation can be carried out without delay; in particular that the fitters are not impeded by other trespassers. Furthermore, the rooms to be furnished in the assembly area must be kept ready, heated if necessary, cleaned, sufficiently illuminated and provided with an electrical connection. The costs for electricity and water consumption shall be borne by the customer. Carpets must be made non-slip by the customer and adequately covered to protect against dirt and damage.

6.2. If, in the course of installation, mounting is required on fixtures belonging to the customer or third parties (e.g. fastening to the masonry by drilling or mortising), the customer is obliged to draw VOGLAUER's attention to potential hazards before commencing work, in particular the exact course of electricity, gas, water and other pipeline systems must be pointed out.

6.3. VOGLAUER is not obliged to examine the properties of the walls or objects to which fixings are to be made during installation. However, the customer is obliged to inform VOGLAUER about properties of the walls or objects which could compromise a straightforward and problem-free installation. Any additional costs arising from unexpected properties of the walls or objects shall be borne by the customer.

6.4. Additional costs for overtime and installation delays caused by the customer as well as work not included in the order confirmation or work resulting from defective stock will be charged separately. Fine cleaning of the premises after assembly is to be carried out by the customer at their own expense. Unless otherwise agreed in the contract, the installation services offered by VOGLAUER do not include the installation and connection of any types of electrical appliances or lighting fixtures. Unless otherwise agreed, this work shall be commissioned separately by the customer at their own expense to be carried out by an appropriately authorised contractor. Packaging material must be disposed of by the customer at their own expense.

6.5. VOGLAUER is not obliged to examine the properties of walls or objects to which fixings are to be made during installation. However, the customer is obliged to inform VOGLAUER about properties of the walls or objects which could compromise a straightforward and trouble-free installation. Any additional costs arising from unexpected properties of walls or objects shall be borne by the customer.

6.6. Additional costs for overtime and installation delays caused by the customer as well as work not included in the order confirmation or work resulting from defective stock will be charged separately. This would also apply if VOGLAUER had offered fitting as a lump sum or for free as discount.

6.7. The fine cleaning of the premises after assembly is to be carried out by the customer at their own expense. Unless otherwise agreed in the contract, the installation services offered by VOGLAUER do not include the installation and connection of any type of electrical appliances or lighting fixtures. Unless otherwise agreed, this work shall be commissioned separately by the customer at their own expense to be carried out by an appropriately authorised contractor. Packaging material must be disposed of by the customer at their own expense.

7. Complaints

The customer is required to examine the goods delivered for any defects without undue delay, i.e. within eight calendar days at the latest. Incomplete or incorrect deliveries as well as immediately apparent defects must be reported to VOGLAUER in writing immediately after receipt of goods; defects or errors which are not immediately apparent must be notified as soon as they are discovered. The notification must clearly indicate the nature and extent of the alleged defect. If defects and errors are not notified promptly, the delivery shall be deemed to have been accepted and correct and no warranty claims may be made.

The customer fulfils his obligation to check and give notice of defects by checking the goods for visible quantitative or qualitative defects using appropriate methods (please see following "Appropriate Testing Methods"). Appropriate testing methods are the following, although this is not an exhaustive list: (i) the checking of the delivered quantity of goods, (ii) the visual inspection of the packaging and (iii) the inspection of visible damages caused by transport or other matters. Obvious defects shall be notified by the contracting party within a period of two working days. The timely dispatch of the notice of defects shall suffice to comply with this deadline. Each notice of defects shall only be effective when provided in writing.

8. Warranty

VOGLAUER guarantees the delivered goods for a period of one year from the date of delivery. The warranty period for electrical appliances and lighting supplied by VOGLAUER is six months.

Warranty claims shall be subject to the customer complying with their duties of inspection and notification of defects. Should a customer fail in his duty to inspect and/or fail to meet the notification deadline, VOGLAUER's liability shall be excluded for defects not notified as above.

In cases of justified and timely notification of defects, VOGLAUER will, reasonably taking into account customer's interests, provide warranty by improvement, price reduction or replacement (exchange) or take back the goods refunding the purchase price. VOGLAUER reserves the right to choose the respective warranty remedy. If VOGLAUER does not fulfil their warranty obligations within a reasonable period of time, the customer is entitled to a reasonable price reduction or to withdraw from the contract. Activities undertaken by VOGLAUER resulting from unjustified notifications of defects shall be considered as a contractual service for which the customer has to pay.

In particular, the warranty does not apply:

- in the case of goods provided by the customer;
- in the case of damages resulting from structural defects (e.g. masonry, building moisture, building defects (e.g. defective masonry, building moisture, building defects, etc.);
- in the case of compatibility of the materials used by VOGLAUER with other parts and properties of the room to be furnished, e.g. externally provided furnishings, light colours, heating and the like;
- in the case of deformation and cracking of solid wood used;
- to the function of the delivered item and the suitability of the material used if the construction was designed by the customer or their authorised representative (e.g. architect);
- in the case of slight variations in the colours and surface or veneer structure of individual items delivered;
- the facts excluded in the VOGLAUER Furniture Quality Pass or the VOGLAUER manufacturer warranty declaration.

9. Disclaimer

9.1. VOGLAUER is only liable for damages outside the scope of application of the Product Liability Act if VOGLAUER is guilty of intent or gross negligence. Liability for slight negligence is excluded as well as compensation for consequential damage and financial loss, loss of profit, loss of interest and damage from third-party claims against the customer.

9.2. Within the scope of application of the Product Liability Act, VOGLAUER is liable for personal injury as well as for material damage suffered by a consumer. VOGLAUER is not liable for material damage suffered by a person in business. Furthermore, § 924 sentence 2 of the Austrian Civil Code (ABGB) and the recourse of the customer according to § 933b of the Austrian Civil Code (ABGB) is excluded. Claims for damages become statute-barred three years after delivery.

9.3. Furthermore, the contracting parties mutually waive all claims for damages insofar as these are covered by an insurance policy of the injured party. This waiver shall not apply to damages caused intentionally or through gross negligence or to the extent that the insurer would not be liable as a result of such waiver.

9.4. Locking devices and safes supplied by VOGLAUER do not constitute burglary and theft protection devices, so claims for damages in this respect are excluded. Any burglary and theft protection must therefore always be provided by the customer themselves at their own risk and expense and VOGLAUER accepts no liability for the contents locked in such devices.

10. Payment

10.1. Invoices for deliveries of goods shall be paid in accordance with the respective agreements made. Unless otherwise agreed, the customer shall pay one third

of the amount stated in the order confirmation as a down-payment promptly after placing the order, one third 2 weeks before delivery readiness and the remaining amount from the supply contract immediately after invoicing, in all cases without deduction. Unless different payment terms have been agreed in writing between the contracting parties, payments of the invoice amounts are due without deduction immediately upon receipt of the invoice. Bills of exchange or cheques shall only be accepted by specific written agreement as a means of payment. Discount and bill charges shall be borne by the customer and are due immediately. The customer acknowledges that VOGLAUER's sales representatives are not entitled to collect payments.

10.2. In the event of default in payment, it is agreed that default interest in the amount of 9.2% above the base interest rate shall be due. The customer may not offset any amounts due, unless with claims acknowledged by VOGLAUER in writing or legally established.

10.3. Should the customer no longer be able to engage in proper business operations, should enforcement proceedings be instigated, should a cheque or bill of exchange be protested, should payments be delayed or suspended, should the customer apply for judicial or extrajudicial rehabilitation proceedings or should insolvency proceedings be instituted, opened or an application for insolvency be rejected due to insufficient assets to recover costs, VOGLAUER is entitled to declare all claims arising from the business relationship immediately due and payable, even should bills of exchange or cheques be accepted or payment by instalments be granted. The same applies if the customer is in arrears with their payments or other circumstances become known which have an adverse effect on their creditworthiness.

10.4. The customer is not entitled to withhold payments due to alleged defects unless the defects and the amount of the amounts to be withheld have been acknowledged by VOGLAUER in writing or determined by court. The customer may not assign their claims against VOGLAUER to third parties and rights and obligations arising from contracts entered into may not be similarly assigned without prior written consent from VOGLAUER.

10.5. VOGLAUER is entitled to assign claims against the contracting party arising from deliveries or services to third parties (e.g. a bank or a factoring party) to the full extent permitted by applicable law. The contractual partner shall allow data to be forwarded to third parties for the purpose of the collection of the claims.

11. Retention of title

11.1. The delivered goods remain VOGLAUER's property until the customer has fully met their obligations, in particular payment of the purchase price including incidental costs and interest, fees, expenses, etc.

11.2. Deliveries performed for a specific construction project which are included in the same order form a single order, even when ordered, delivered and invoiced (partial invoice) in separate stages. In this case, the retention of title to all goods delivered for the respective construction project only expires when all claims from the uniform order are settled.

11.3. The customer may only resell goods delivered which are subject to retention of title if they are dedicated as commercial goods or if the retention of title has expired through payment or VOGLAUER expressly agrees. If the goods are resold, the customer assigns proceeds from the sale of the reserved goods to VOGLAUER. The customer is obliged to indicate the assignment by suitable entries in their accounting records and, at VOGLAUER's request, to disclose the names of the corresponding debtors as well as to specify the ceded claims in detail. Subject to this, VOGLAUER accepts the assignment. Any fees and/or taxes in connection with the assignment shall be borne by the customer and they shall indemnify and hold VOGLAUER harmless in this respect. VOGLAUER is entitled at any time to disclose the assignment and to collect the assigned claims itself.

11.4. The customer is obliged to keep the reserved goods insured to an adequate extent at all times against the usual risks such as natural hazards and to provide evidence of this to VOGLAUER upon request. The customer hereby assigns proceeds from possible insurance claims to VOGLAUER. Furthermore, the customer is obliged to store the goods in accordance with the instructions of VOGLAUER using state-of-the-art technology. Customers must handle the goods with due care and attention until the title is transferred to them.

11.5. VOGLAUER must be notified immediately of access by third parties to VOGLAUER's reserved property (seizure or description by way of pledge, other court and/or official orders). The customer must provide whatever support VOGLAUER may reasonably require in protecting VOGLAUER's rights in respect of the reserved property and to bear the associated costs, insofar as they are responsible for endangering VOGLAUER's reserved property.

11.6. In the event that the reserved goods are combined or mixed with other items, VOGLAUER shall be entitled to co-ownership of the new item in the ratio of the value of the reserved goods to the value of the other item at the time of combination or mixing. If the new item thus created is resold, the customer assigns the exact pro-rata purchase price from the resale to VOGLAUER in the sense of the above-mentioned stipulation.

12. Intellectual property

12.1. Trademarks, representations, as well as the associated drawings, plans and descriptions are VOGLAUER's intellectual property and may neither be reproduced nor made accessible to third parties without VOGLAUER's written consent.

13. Advertisement

13.1. It is agreed that objects furnished by VOGLAUER may be used by VOGLAUER for advertising purposes (reference lists, brochures, press releases, etc.) stating the name of the customer as well as using pictures of the furnished object. In this context, the customer grants VOGLAUER the right to take photographs of furnished objects.

14. Force majeure

14.1. Events of force majeure which affect VOGLAUER or one of its suppliers entitle VOGLAUER to suspend deliveries for the duration of the hindrance and a further reasonable start-up time without falling into arrears or withdrawing from the contract in whole or in part according to their effects.

Events of force majeure include, but are not limited to: all impacts of natural disasters, such as earthquakes, lightning, frost, storm, floods; in addition war, epidemics and epidemics, laws, official interventions (e.g. laws and regulations issued to prevent the spread of COVID-19 and the resulting restrictions "lockdown"), confiscation, transport disruptions, export, import and transit bans, international payment restrictions, loss of raw materials and energy; further, interruptions such as explosion, fire, strikes, sabotage; and all other events that could only be prevented at disproportionate cost and by economically unreasonable means.

15. Consent under data protection law

15.1. The customer expressly agrees that VOGLAUER may collect, process and use personal data provided by the customer, or which may be provided in the future, for marketing purposes e.g. by creating a customer file. This consent includes in particular the transmission of information for the purpose of advertising by fax, letter, email or any other method of transmission. This consent may be revoked by the customer at any time with future effect.

16. Final provisions

16.1. Austrian law shall apply with the exception of the conflict of legal provisions and the UN Convention on Contracts for the International Sale of Goods. The place of jurisdiction for all disputes arising directly or indirectly from the contract shall be the competent court in the provincial capital of Salzburg. The place of performance for delivery and payment is VOGLAUER's registered office.

16.2. Should any of these terms and conditions be wholly or partially invalid, the validity of the remaining provisions shall not be affected. The wholly or partially invalid provision is to be replaced by whatever provision comes closest to the intended purpose of the invalid provision.

16.3. All amendments and supplements to contracts between VOGLAUER and the customer must be made in writing and this also applies to departures from the written requirement. All declarations on the part of VOGLAUER are only legally effective if they are made in writing and by employees of the VOGLAUER principal office in Ahtenau, Austria.

Version released on 2 October 2020.

Design. Nature. Handcraft.



A commitment to nature and quality for over 90 years.

Innovative with consideration of the green and social environment



Ecolabels für



- Raw material and energy consumption
- certified ingredients
- Emissions
- Disposal / recycling
- Packaging
- Distribution and transport
- Quality, safety, durability
- Only environmentally and quality certified suppliers

Energy/Recycling



- Thermal utilisation of 95 % of the wood waste
- Recycling of all water-based lacquers and woodstrip-pers
- Energy comes from renewable energy sources
- Conscious waiver of air conditioning systems due to special night-ventilation system.

Social responsibility



- Voglauer Academy – Training of the employees
- Free Shuttle-Service for employees
- Company cafeteria
- Support of public safety organisations



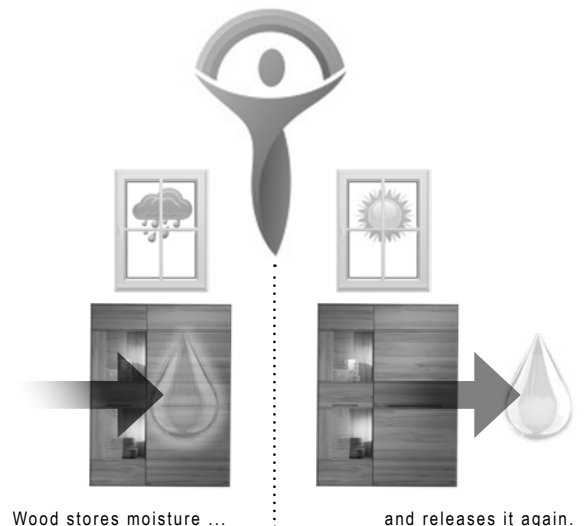
Wood from sustaining sources

Furniture – pure and genuine



Oak

Wooden furniture for a pleasant atmosphere





ALL VOGLAUER MODELS



LIVING / DINNING



Valpin



Vmontanara



Vcuben living



Vrock living



SLEEPING



Valpin sleeping



Vmontanara sleeping



Vvaganto



HALL



Valpin



Vmontanara



Vrock coming



BATH




Valpin bad



Vmontanara bad



Vquell



Vlineos

CERTIFICATIONS & AWARDS



GERMAN
DESIGN
AWARD



VOGLAUER



www.voglauer.com