

VOGLAUER

U-quell



LIST OF TYPES

(valid after January 1st 2020)

Please always indicate the following specifications:

MODEL:

QU V-Quell

WOOD:




Rustic oak varnished

WASHBASIN:



AW Acrylic stone white



GW Glass white

LIGHTING




Q-W Washbasin aera lighting

INTERIOR LAYOUT:



Q-S30 double internal



Q-K30 Laundry flap

VOGLAUER – Certifications & Awards

Voglauer Gschwandtner & Zwilling GmbH · 5441 Abtenau · Austria · FN 39238d · Landesgericht Salzburg



Due to this register's publication all previous stated prices cease to be in force.
Deviation in form, equipment, measure, colour as well as technical modifications and misprints reserved!

Struttura / portate massime:

Carcase:	table top veneered in genuine wood			
Fronts:	coreboard veneered in genuine wood or mirror			
Cover panels:	coreboard veneered in genuine wood (14 mm)			
Shelves:	glass shelves 6 mm, coreboard veneered in genuine wood for open elements			
Drawers:	dovetailed solid wooden drawers (oak) with concealed, easy-action fully extending pull-out			
Handles/metal parts:	Powder-coated black-grey			
Washbasin units / washbasins:	Corian (acrylic stone) 12 mm or glass underside coated in white			
Wood surface:	several coats of lacquer with natural feel			
Loading capacities:	glass shelves 6 mm:	max. 5 kg	drawers up to 80 cm wide:	max. 10 kg
	wall units:	max. 50 kg	drawers over 80 cm wide:	max. 25 kg

Lighting:

All lighting systems, apart from top-mounted lights, are permanently installed and wired into the furniture by VOGLAUER. Each illuminated element has a control gear or transformer and main power cable. The lamps (light source) in these lights cannot be replaced. Switching by contactless sensor switch.

Connection cable: wall mirror 2.5 m with angled EURO plug, mirror units 1.5 m with angled earthed (Schuko) plug.

Energy efficiency class: A - A++

Power/consumption: LED surface-mounted lights: 4.7 watts/each, LED strip (LED strings): 7.2 watts/metre

Colour temperature: neutral white (approx. 4000 kelvins)

Wood-based materials - indoor climate:

VOGLAUER bathroom furniture is suitable for a normal bathroom climate. Short periods of elevated humidity will not harm the furniture as long as humidity is allowed to escape by providing adequate ventilation (e.g. after showering). Splash water, condensation or stagnant moisture must therefore be removed immediately with a dry cloth as any prolonged exposure will lead to swelling damage or mould.

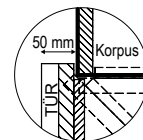
Despite meticulous craftsmanship, wood is a living raw material that reacts to changes in humidity and adapts to the prevailing climate. This may unavoidably result in colour and texture variations, minor cracks, slight warping or open knots. To reduce warping or cracks to a minimum, solid wooden furniture should be exposed to the smallest possible fluctuations in temperature or humidity. The surface is protected by several coats of high-quality lacquer. They should be cleaned with a damp cloth or a soft moist brush in the direction of grain. Dirt should not be allowed to dry on and must be removed straight away.

Lavabi - Corian (pietra acrilica):

Pietra acrilica composta da resina acrilica e due terzi di minerali estratti dalla bauxite (minerale di alluminio). Resina acrilica – è un materiale perfettamente indurito. La produzione di resina acrilica è totalmente esente da stireni e plastificanti e viene applicata anche per impianti ossei medicali. Contrariamente al marmo o alla ceramica, i lavabi in pietra acrilica non possono lacerarsi o staccarsi. Una delle molte proprietà positive della pietra acrilica è la sua superficie priva di pori. Grazie a questa caratteristica la pietra acrilica non assorbe i liquidi né lo sporco. La pietra acrilica è estremamente resistente allo sporco, robusta e perciò di facile manutenzione.

Important planning information:

- To ensure proper fulfilment of the contract, all structural conditions, obstructions, dimensions and loads must be identified when ascertaining what is required.
- Identify the preliminary electrical work that is required for wiring and for connecting appliances (freely suspended lighting systems require surface-mounted or concealed cable ducting solutions). The mains power connection for lighting (socket, cable outlet) can be provided in the entire rear panel area behind the illuminated elements (rear-panel clearance for surface mirror approx. 32 mm, mirror cabinets approx. 23 mm).
- Electrified elements must have a distance of at least 60 cm from bath tub/shower. The safety regulations and standards applicable in the respective country must be observed.
- All units with hinged doors can only be installed with a clearance from the wall (as shown in the drawing) on the hinge side because as a result of the way in which they are designed, the doors protrude to the side on opening them.
- All dimensions stated in the product guide are theoretical approximate dimensions and may diverge from actual dimensions, especially as a result of cumulative tolerances. Handle or other insignificant component projections are not included in the overall dimensions.

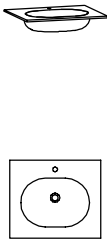
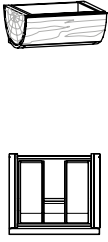
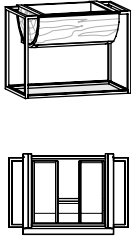
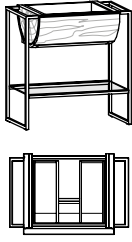
**Installing furniture**

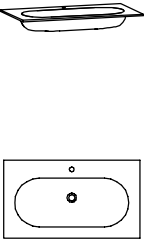

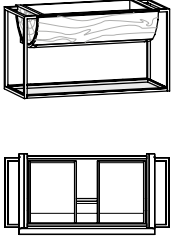
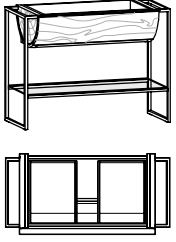
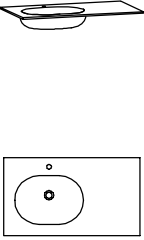
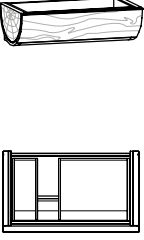
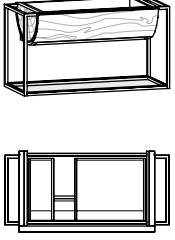
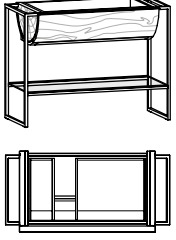
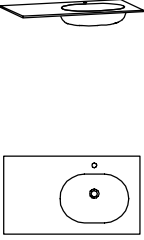
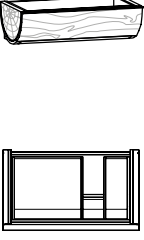
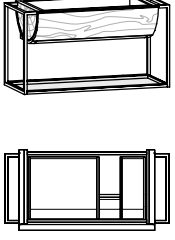
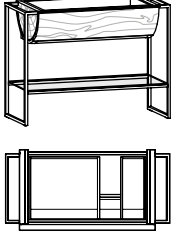
- All carcass elements must be fixed to the wall. VOGLAUER supplies the appropriate mounting accessories for solid brickwork or masonry. For stud walls, specialist fitters must obtain suitable wall plugs screws themselves. VOGLAUER assumes no liability for installation!
- Door hinges are nickel-plated and adjustable in 3 directions. However, for exact door fit, it is essential for furniture to be perfectly level and upright. Minor wall unevenness can be corrected with the mounting fittings. Any level differences resulting from protruding wall coverings, e.g. partial-height tiling, must be compensated for by means of suitable spacer profiles.
- The washbasin and base unit must be bonded together with a transparent, silicone-based neutral (solvent-free / neutrally cross-linking) joint sealant. Also use this joint sealant to protect all connection joints between the washbasin and adjacent components (joint requiring regular maintenance).

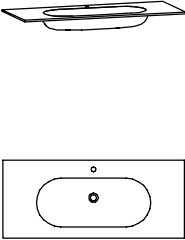
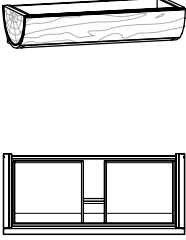
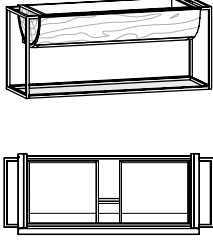
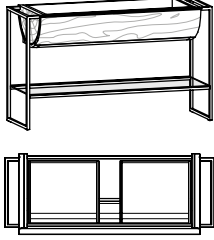
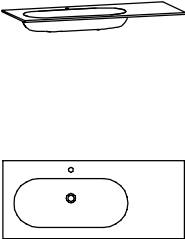
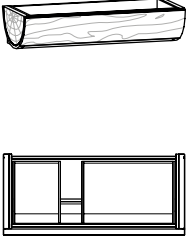
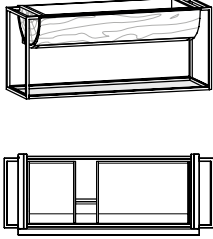
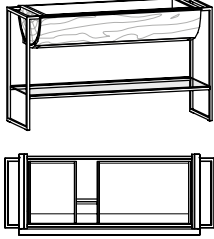
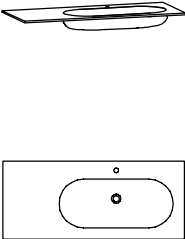
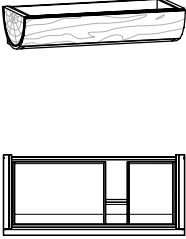
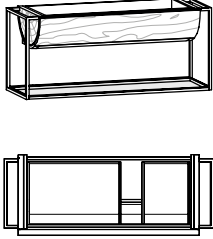
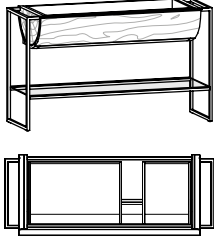
Remark: given their material properties, elastic joints must be regarded as maintenance joints requiring regular maintenance and are therefore not considered as sealing. The function of a joint requiring regular maintenance must be checked at regular intervals and the material must be replaced if necessary to avoid consequential damage. As the term implies, they require maintenance and have load limits. Joints requiring regular maintenance are not covered by the warranty!

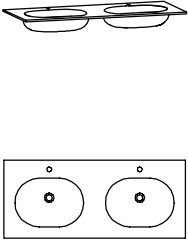
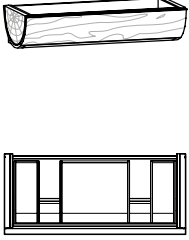
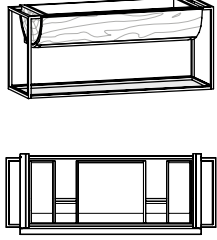
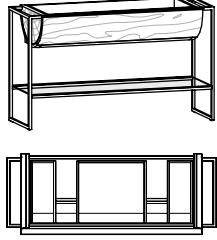
VOGLAUER furniture quality certificate:

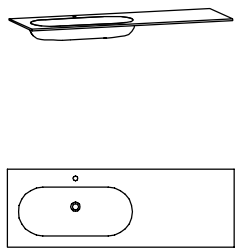
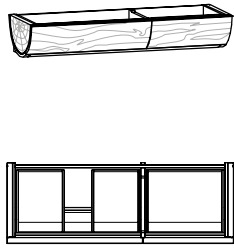
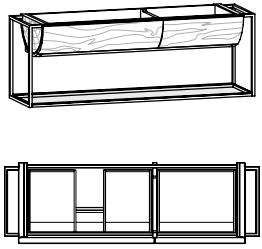
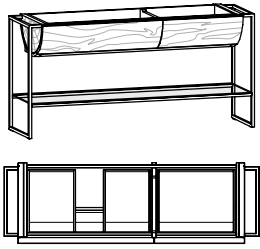
When buying VOGLAUER furniture, the VOGLAUER Furniture Quality Pass is handed over (online download: www.voglauer.com). A comprehensive documentation specifying the 5-year warranty and containing many important information such as instructions for use and care.

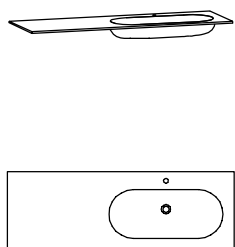
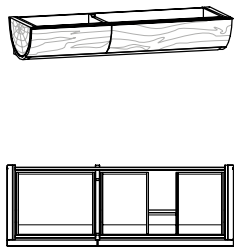
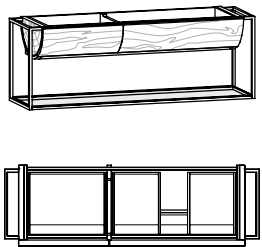
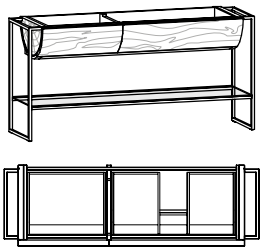
Dimensional drawing: 1	with 1 tap hole (available without tap hole on request)		with drawer (recess for installations)	with drawer (recess for installations) Glass shelf	with drawer (recess for installations) Glass shelf
	 W/D/H in cm: 64,4 / 55 / 12		 W/D/H in cm: 64 / 55 / 28,6	 W/D/H in cm: 84 / 55 / 63,4	 W/D/H in cm: 84 / 55 / 87,8
Description	Furniture washbasin 64, built-under basin		Vanity unit 64	Vanity unit 64, metal frame	Vanity unit 64, floorstanding metal frame
Waschtisch	Acrylic stone white	Glass white	--	--	--
Item number	QB64MU-AW	QB64MU-GW	QW64M	QW64MR	QW64MB
(QU1) Surcharge Waste and overflow set with matching cover (CLOU system with lever for pop-up waste)					
(QP1) Surcharge Permanent waste set with matching cover					

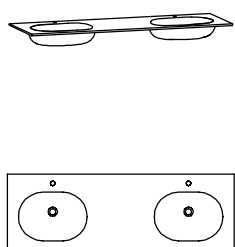
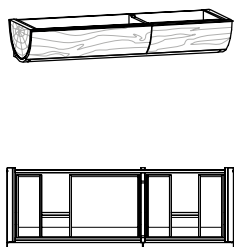
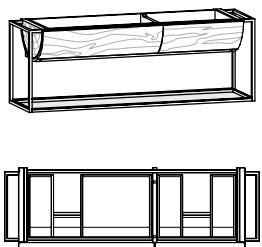
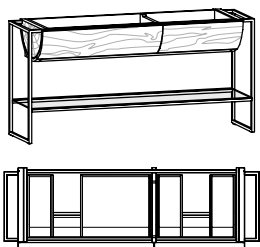
Dimensional drawing: 2	with 1 tap hole (available without tap hole on request)		with drawer (recess for installations)	with drawer (recess for installations) Glass shelf	with drawer (recess for installations) Glass shelf
	 W/D/H in cm: 96,4 / 55 / 12		 W/D/H in cm: 96 / 55 / 28,6	 W/D/H in cm: 116 / 55 / 63,4	 W/D/H in cm: 116 / 55 / 87,8
Description	Furniture washbasin 96, built-under basin		Vanity unit 96	Vanity unit 96, metal frame	Vanity unit 96, floorstanding metal frame
Waschtisch	Acrylic stone white	Glass white	--	--	--
Item number	QB96MU-AW	QB96MU-GW	QW96M	QW96MR	QW96MB
(QU1) Surcharge Waste and overflow set with matching cover (CLOU system with lever for pop-up waste)					
(QP1) Surcharge Permanent waste set with matching cover					
Dimensional drawing: 3	with 1 tap hole (available without tap hole on request)		with drawer (recess for installations)	with drawer (recess for installations) Glass shelf	with drawer (recess for installations) Glass shelf
	 W/D/H in cm: 96,4 / 55 / 12		 W/D/H in cm: 96 / 55 / 28,6	 W/D/H in cm: 116 / 55 / 63,4	 W/D/H in cm: 116 / 55 / 87,8
Description	Furniture washbasin 96, built-under basin to one side, LH version		Vanity unit 96, LH version	Vanity unit 96, metal frame, LH version	Vanity unit 96, floorstanding metal frame, LH version
Waschtisch	Acrylic stone white	Glass white	--	--	--
Item number	QB96EU-AW-L	QB96EU-GW-L	QW96E-L	QW96ER-L	QW96EB-L
(QU1) Surcharge Waste and overflow set with matching cover (CLOU system with lever for pop-up waste)					
(QP1) Surcharge Permanent waste set with matching cover					
Dimensional drawing: 3	with 1 tap hole (available without tap hole on request)		with drawer (recess for installations)	with drawer (recess for installations) Glass shelf	with drawer (recess for installations) Glass shelf
	 W/D/H in cm: 96,4 / 55 / 12		 W/D/H in cm: 96 / 55 / 28,6	 W/D/H in cm: 116 / 55 / 63,4	 W/D/H in cm: 116 / 55 / 87,8
Description	Furniture washbasin 96, built-under basin to one side, RH version		Vanity unit 96, RH version	Vanity unit 96, metal frame, RH version	Vanity unit 96, floorstanding metal frame, RH version
Waschtisch	Acrylic stone white	Glass white	--	--	--
Item number	QB96EU-AW-R	QB96EU-GW-R	QW96E-R	QW96ER-R	QW96EB-R
(QU1) Surcharge Waste and overflow set with matching cover (CLOU system with lever for pop-up waste)					
(QP1) Surcharge Permanent waste set with matching cover					

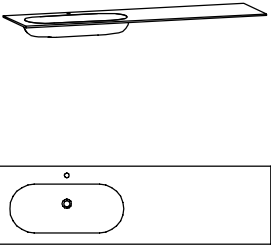
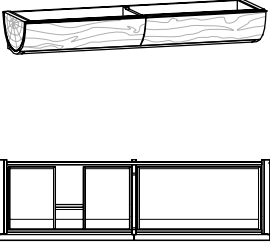
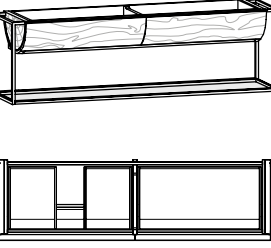
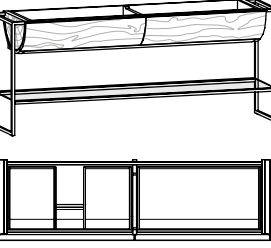
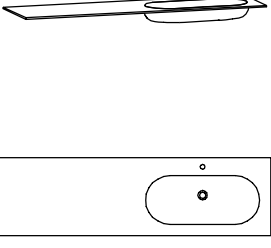
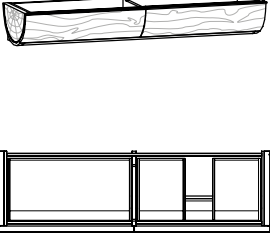
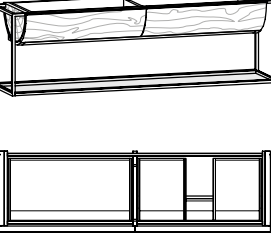
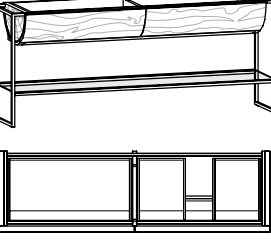
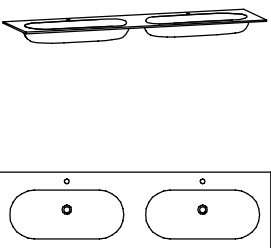
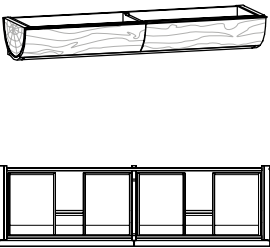
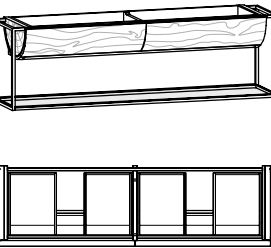
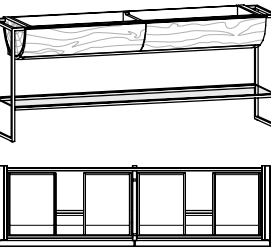
Dimensional drawing: 4	with 1 tap hole (available without tap hole on request)		with drawer (recess for installations)	with drawer (recess for installations) Glass shelf	with drawer (recess for installations) Glass shelf
	 W/D/H in cm: 128,4 / 55 / 12		 W/D/H in cm: 128 / 55 / 28,6	 W/D/H in cm: 148 / 55 / 63,4	 W/D/H in cm: 148 / 55 / 87,8
Description	Furniture washbasin 128, built-under basin		Vanity unit 128	Vanity unit 128, metal frame	Vanity unit 128, floorstanding metal frame
Waschtisch	Acrylic stone white	Glass white	--	--	--
Item number	QB12MU-AW	QB12MU-GW	QW12M	QW12MR	QW12MB
(QU1) Surcharge Waste and overflow set with matching cover (CLOU system with lever for pop-up waste)					
(QP1) Surcharge Permanent waste set with matching cover					
Dimensional drawing: 5	with 1 tap hole (available without tap hole on request)		with drawer (recess for installations)	with drawer (recess for installations) Glass shelf	with drawer (recess for installations) Glass shelf
	 W/D/H in cm: 128,4 / 55 / 12		 W/D/H in cm: 128 / 55 / 28,6	 W/D/H in cm: 148 / 55 / 63,4	 W/D/H in cm: 148 / 55 / 87,8
Description	Furniture washbasin 128, built-under basin to one side, LH version		Vanity unit 128, LH version	Vanity unit 128, metal frame, LH version	Vanity unit 128, floorstanding metal frame, LH version
Waschtisch	Acrylic stone white	Glass white	--	--	--
Item number	QB12EU-AW-L	QB12EU-GW-L	QW12E-L	QW12ER-L	QW12EB-L
(QU1) Surcharge Waste and overflow set with matching cover (CLOU system with lever for pop-up waste)					
(QP1) Surcharge Permanent waste set with matching cover					
Dimensional drawing: 5	with 1 tap hole (available without tap hole on request)		with drawer (recess for installations)	with drawer (recess for installations) Glass shelf	with drawer (recess for installations) Glass shelf
	 W/D/H in cm: 128,4 / 55 / 12		 W/D/H in cm: 128 / 55 / 28,6	 W/D/H in cm: 148 / 55 / 63,4	 W/D/H in cm: 148 / 55 / 87,8
Description	Furniture washbasin 128, built-under basin to one side, RH version		Vanity unit 128, RH version	Vanity unit 128, metal frame, RH version	Vanity unit 128, floorstanding metal frame, RH version
Waschtisch	Acrylic stone white	Glass white	--	--	--
Item number	QB12EU-AW-R	QB12EU-GW-R	QW12E-R	QW12ER-R	QW12EB-R
(QU1) Surcharge Waste and overflow set with matching cover (CLOU system with lever for pop-up waste)					
(QP1) Surcharge Permanent waste set with matching cover					
















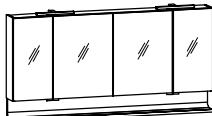
Dimensional drawing: 6	with 2 tap holes (available without tap holes on request)		with drawer (2x recess for installations)	with drawer (2x recess for installations) Glass shelf	with drawer (2x recess for installations) Glass shelf
	 <p>W/D/H in cm: 128,4 / 55 / 12</p>		 <p>W/D/H in cm: 128 / 55 / 28,6</p>	 <p>W/D/H in cm: 148 / 55 / 63,4</p>	 <p>W/D/H in cm: 148 / 55 / 87,8</p>
Description	Double furniture washbasin 128, built-under basin		Double washbasin vanity unit 128	Double washbasin vanity unit 128, metal frame	Double washbasin vanity unit 128, floorstanding metal frame
Waschtisch	Acrylic stone white	Glass white	--	--	--
Item number	QB12DU-AW	QB12DU-GW	QW12D	QW12DR	QW12DB
(QU2) Surcharge 2 waste and overflow sets with matching cover (CLOU system with lever for pop-up waste)					
(QP2) Surcharge 2 Permanent waste sets with matching cover					

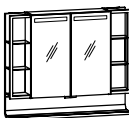



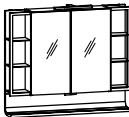
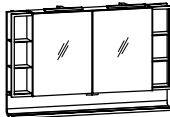
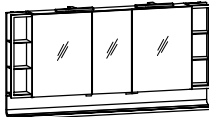
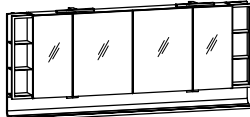


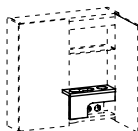
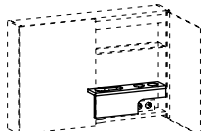
Dimensional drawing: 7	with 1 tap hole (available without tap hole on request)		with 2 drawers (recess for installations)	with 2 drawers (recess for installations) Glass shelf	with 2 drawers (recess for installations) Glass shelf
					
	W/D/H in cm: 160,4 / 55 / 12		W/D/H in cm: 160 / 55 / 28,6	W/D/H in cm: 180 / 55 / 63,4	W/D/H in cm: 180 / 55 / 87,8
Description	Furniture washbasin 160, built-under basin to one side, LH version		Vanity unit 160, LH version	Vanity unit 160, metal frame, LH version	Vanity unit 160, floorstanding metal frame, LH version
Waschtisch	Acrylic stone white	Glass white	--	--	--
Item number	QB16EU-AW-L	QB16EU-GW-L	QW16E-L	QW16ER-L	QW16EB-L
(QU1) Surcharge Waste and overflow set with matching cover (CLOU system with lever for pop-up waste)					
(QP1) Surcharge Permanent waste set with matching cover					

















Dimensional drawing: 7	with 1 tap hole (available without tap hole on request)		with 2 drawers (recess for installations)	with 2 drawers (recess for installations) Glass shelf	with 2 drawers (recess for installations) Glass shelf
					
	W/D/H in cm: 160,4 / 55 / 12		W/D/H in cm: 160 / 55 / 28,6	W/D/H in cm: 180 / 55 / 63,4	W/D/H in cm: 180 / 55 / 87,8
Description	Furniture washbasin 160, built-under basin to one side, RH version		Vanity unit 160, RH version	Vanity unit 160, metal frame, RH version	Vanity unit 160, floorstanding metal frame, RH version
Waschtisch	Acrylic stone white	Glass white	--	--	--
Item number	QB16EU-AW-R	QB16EU-GW-R	QW16E-R	QW16ER-R	QW16EB-R
(QU1) Surcharge Waste and overflow set with matching cover (CLOU system with lever for pop-up waste)					
(QP1) Surcharge Permanent waste set with matching cover					

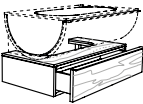



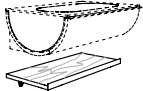





Dimensional drawing: 8	with 2 tap holes (available without tap holes on request)		with 2 drawers (2x recess for installations)	with 2 drawers (2x recess for installations) Glass shelf	with 2 drawers (2x recess for installations) Glass shelf
					
	W/D/H in cm: 160,4 / 55 / 12		W/D/H in cm: 160 / 55 / 28,6	W/D/H in cm: 180 / 55 / 63,4	W/D/H in cm: 180 / 55 / 87,8
Description	Double furniture washbasin 160, built-under basin		Double washbasin vanity unit 160	Double washbasin vanity unit 160, metal frame	Double washbasin vanity unit 160, floorstanding metal frame
Waschtisch	Acrylic stone white	Glass white	--	--	--
Item number	QB16DU-AW	QB16DU-GW	QW16D	QW16DR	QW16DB
(QU2) Surcharge 2 waste and overflow sets with matching cover (CLOU system with lever for pop-up waste)					
(QP2) Surcharge 2 Permanent waste sets with matching cover					

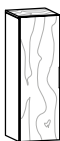

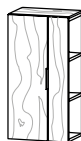
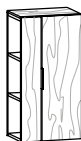

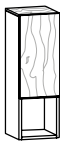



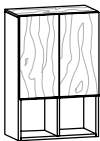



Dimensional drawing: 9	with 1 tap hole (available without tap hole on request)		with 2 drawers (recess for installations)	with 2 drawers (recess for installations) Glass shelf	with 2 drawers (recess for installations) Glass shelf
					
	W/D/H in cm: 192,4 / 55 / 12		W/D/H in cm: 192 / 55 / 28,6	W/D/H in cm: 212 / 55 / 63,4	W/D/H in cm: 212 / 55 / 87,8
Description	Furniture washbasin 192, built-under basin to one side, LH version		Vanity unit 192, LH version	Vanity unit 192, metal frame, LH version	Vanity unit 192, floorstanding metal frame, LH version
Waschtisch	Acrylic stone white	Glass white	--	--	--
Item number	QB19EU-AW-L	QB19EU-GW-L	QW19E-L	QW19ER-L	QW19EB-L
(QU1) Surcharge Waste and overflow set with matching cover (CLOU system with lever for pop-up waste)					
(QP1) Surcharge Permanent waste set with matching cover					
Dimensional drawing: 9	with 1 tap hole (available without tap hole on request)		with 2 drawers (recess for installations)	with 2 drawers (recess for installations) Glass shelf	with 2 drawers (recess for installations) Glass shelf
					
	W/D/H in cm: 192,4 / 55 / 12		W/D/H in cm: 192 / 55 / 28,6	W/D/H in cm: 212 / 55 / 63,4	W/D/H in cm: 212 / 55 / 87,8
Description	Furniture washbasin 192, built-under basin to one side, RH version		Vanity unit 192, RH version	Vanity unit 192, metal frame, RH version	Vanity unit 192, floorstanding metal frame, RH version
Waschtisch	Acrylic stone white	Glass white	--	--	--
Item number	QB19EU-AW-R	QB19EU-GW-R	QW19E-R	QW19ER-R	QW19EB-R
(QU1) Surcharge Waste and overflow set with matching cover (CLOU system with lever for pop-up waste)					
(QP1) Surcharge Permanent waste set with matching cover					
Dimensional drawing: 10	with 2 tap holes (available without tap holes on request)		with 2 drawers (2x recess for installations)	with 2 drawers (2x recess for installations) Glass shelf	with 2 drawers (2x recess for installations) Glass shelf
					
	W/D/H in cm: 192,4 / 55 / 12		W/D/H in cm: 192 / 55 / 28,6	W/D/H in cm: 212 / 55 / 63,4	W/D/H in cm: 212 / 55 / 87,8
Description	Double furniture washbasin 192, built-under basin		Double washbasin vanity unit 192	Double washbasin vanity unit 192, metal frame	Double washbasin vanity unit 192, floorstanding metal frame
Waschtisch	Acrylic stone white	Glass white	--	--	--
Item number	QB19DU-AW	QB19DU-GW	QW19D	QW19DR	QW19DB
(QU2) Surcharge 2 waste and overflow sets with matching cover (CLOU system with lever for pop-up waste)					
(QP2) Surcharge 2 Permanent waste sets with matching cover					

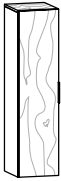








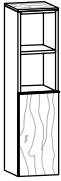

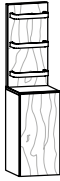

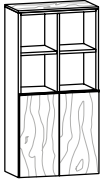
Front lighting Dimensional drawing: 13	1 Centre panel 2 adjustable glass shelves each 1 Double power socket inside  W/D/H in cm: 64 / 16,2 / 64	1 Centre panel 2 adjustable glass shelves each 1 Double power socket inside  W/D/H in cm: 96 / 16,2 / 64	2 Centre panels 2 adjustable glass shelves each 1 Double power socket inside  W/D/H in cm: 128 / 16,2 / 64	3 Centre panels 2 adjustable glass shelves each 1 Double power socket inside  W/D/H in cm: 160 / 16,2 / 64	
	Description	Mirror cabinet 64/64, 2-door, front lighting	Mirror cabinet 96/64, 2-door, front lighting	Mirror cabinet 128/64, 3-door, front lighting	Mirror cabinet 160/64, 4-door, front lighting
	Item number	QSS64F	QSS96F	QSS12F	QSS16F
Surcharge for washbasin aera lighting (Q-W64)		(Q-W96)	(Q-W12)	(Q-W16)	
Top-mounted light(s) Dimensional drawing: 13	1 Centre panel 2 adjustable glass shelves each 1 Double power socket inside  W/D/H in cm: 64 / 16,2 / 64	1 Centre panel 2 adjustable glass shelves each 1 Double power socket inside  W/D/H in cm: 96 / 16,2 / 64	2 Centre panels 2 adjustable glass shelves each 1 Double power socket inside  W/D/H in cm: 128 / 16,2 / 64	3 Centre panels 2 adjustable glass shelves each 1 Double power socket inside  W/D/H in cm: 160 / 16,2 / 64	
	Description	Mirror cabinet 64/64, 2-door, top-mounted light	Mirror cabinet 96/64, 2-door, 2 top-mounted lights	Mirror cabinet 128/64, 3-door, 2 top-mounted lights	Mirror cabinet 160/64, 4-door, 2 top-mounted lights
	Item number	QSS64A	QSS96A	QSS12A	QSS16A
Surcharge for washbasin aera lighting (Q-W64)		(Q-W96)	(Q-W12)	(Q-W16)	
Front lighting floor space with clear glass cover illuminated Dimensional drawing: 14	1 Centre panel 2 adjustable glass shelves each 1 Double power socket inside  W/D/H in cm: 64 / 16,2 / 80	1 Centre panel 2 adjustable glass shelves each 1 Double power socket inside  W/D/H in cm: 96 / 16,2 / 80	2 Centre panels 2 adjustable glass shelves each 1 Double power socket inside  W/D/H in cm: 128 / 16,2 / 80	3 Centre panels 2 adjustable glass shelves each 1 Double power socket inside  W/D/H in cm: 160 / 16,2 / 80	
	Description	Mirror cabinet with shelf 64/80, 2-door, front lighting	Mirror cabinet with shelf 96/80, 2-door, front lighting	Mirror cabinet with shelf 128/80, 3-door, front lighting	Mirror cabinet with shelf 160/80, 4-door, front lighting
	Item number	QSE64F	QSE96F	QSE12F	QSE16F
Surcharge for washbasin aera lighting (Q-W64)		(Q-W96)	(Q-W122)	(Q-W162)	
Top-mounted light(s) floor space with clear glass cover illuminated Dimensional drawing: 14	1 Centre panel 2 adjustable glass shelves each 1 Double power socket inside  W/D/H in cm: 64 / 16,2 / 80	1 Centre panel 2 adjustable glass shelves each 1 Double power socket inside  W/D/H in cm: 96 / 16,2 / 80	2 Centre panels 2 adjustable glass shelves each 1 Double power socket inside  W/D/H in cm: 128 / 16,2 / 80	3 Centre panels 2 adjustable glass shelves each 1 Double power socket inside  W/D/H in cm: 160 / 16,2 / 80	
	Description	Mirror cabinet with shelf 64/80, 2-door, top-mounted light	Mirror cabinet with shelf 96/80, 2-door, 2 top-mounted lights	Mirror cabinet with shelf 128/80, 3-door, 2 top-mounted lights	Mirror cabinet with shelf 160/80, 4-door, 2 top-mounted lights
	Item number	QSE64A	QSE96A	QSE12A	QSE16A
Surcharge for washbasin aera lighting (Q-W64)		(Q-W96)	(Q-W12)	(Q-W16)	


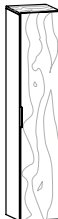
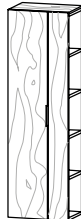






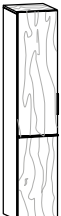

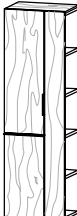







Front lighting 3 illuminated glass shelves on each side, lower shelf with clear glass cover Dimensional drawing: 15	1 Centre panel 2 adjustable glass shelves each 1 Double power socket inside  W/D/H in cm: 96 / 16,2 / 80	1 Centre panel 2 adjustable glass shelves each 1 Double power socket inside  W/D/H in cm: 128 / 16,2 / 80	2 Centre panels 2 adjustable glass shelves each 1 Double power socket inside  W/D/H in cm: 160 / 16,2 / 80	3 Centre panels 2 adjustable glass shelves each 1 Double power socket inside  W/D/H in cm: 192 / 16,2 / 80	
	Description	Mirror cabinet with shelf 96/80, 2-door, front lighting	Mirror cabinet with shelf 128/80, 2-door, front lighting	Mirror cabinet with shelf 160/80, 3-door, front lighting	Mirror cabinet with shelf 192/80, 4-door, front lighting
	Item number	QSR96F	QSR12F	QSR16F	QSR19F
	Surcharge for washbasin aera lighting	(Q-W96)	(Q-W12)	(Q-W162)	(Q-W192)
Top-mounted light(s) 3 illuminated glass shelves on each side, lower shelf with clear glass cover Dimensional drawing: 15	1 Centre panel 2 adjustable glass shelves each 1 Double power socket inside  W/D/H in cm: 96 / 16,2 / 80	1 Centre panel 2 adjustable glass shelves each 1 Double power socket inside  W/D/H in cm: 128 / 16,2 / 80	2 Centre panels 2 adjustable glass shelves each 1 Double power socket inside  W/D/H in cm: 160 / 16,2 / 80	3 Centre panels 2 adjustable glass shelves each 1 Double power socket inside  W/D/H in cm: 192 / 16,2 / 80	
	Description	Mirror cabinet with shelf 96/80, 2-door, top-mounted light	Mirror cabinet with shelf 128/80, 2-door, 2 top-mounted lights	Mirror cabinet with shelf 160/80, 3-door, 2 top-mounted lights	Mirror cabinet with shelf 192/80, 4-door, 2 top-mounted lights
	Item number	QSR96A	QSR12A	QSR16A	QSR19A
	Surcharge for washbasin aera lighting	(Q-W96)	(Q-W12)	(Q-W16)	(Q-W19)
suitable accessories for mirror cabinets	 W/D/H in cm: 28 / 11 / 7	 W/D/H in cm: 28 / 11 / 7	 W/D/H in cm: 28,6 / 11 / 15	 W/D/H in cm: 44,6 / 11 / 15	
	Description	Make-up insert 28/11 cm	Make-up tray, wood 28/11 cm	Hairdryer insert 28/11 cm	Hairdryer insert 44/11 cm
	Item number	BSE28	BSS28	BFE28	BFE44





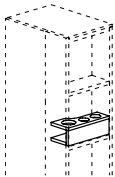
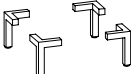
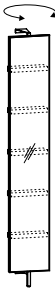


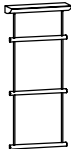


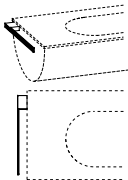
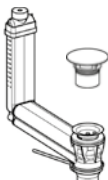


Front lighting Dimensional drawing: 12				
	W/D/H in cm: 64 / 5,2 / 64	W/D/H in cm: 96 / 5,2 / 64	W/D/H in cm: 128 / 5,2 / 64	W/D/H in cm: 160 / 5,2 / 64
	Description	Mirror 64/64, front lighting	Mirror 96/64, front lighting	Mirror 128/64, front lighting
	Item number	QSP64F	QSP96F	QSP12F
	Surcharge for washbasin aera lighting	(Q-W64)	(Q-W96)	(Q-W12)
Top-mounted light(s) Dimensional drawing: 12				
	W/D/H in cm: 64 / 5,2 / 64	W/D/H in cm: 96 / 5,2 / 64	W/D/H in cm: 128 / 5,2 / 64	W/D/H in cm: 160 / 5,2 / 64
	Description	Mirror 64/64, with top-mounted light	Mirror 96/64, 2 top-mounted lights	Mirror 128/64, 2 top-mounted lights
	Item number	QSP64A	QSP96A	QSP12A
	Surcharge for washbasin aera lighting	(Q-W64)	(Q-W96)	(Q-W12)
Front lighting floor space with clear glass cover Dimensional drawing: 12				
	W/D/H in cm: 64 / 16,2 / 69,5	W/D/H in cm: 96 / 16,2 / 69,5	W/D/H in cm: 128 / 16,2 / 69,5	W/D/H in cm: 160 / 16,2 / 69,5
	Description	Mirror with shelf 64/69, front lighting	Mirror with shelf 96/69, front lighting	Mirror with shelf 128/69, front lighting
	Item number	QSA64F	QSA96F	QSA12F
	Surcharge for washbasin aera lighting	(Q-W64)	(Q-W96)	(Q-W12)
Top-mounted light(s) floor space with clear glass cover Dimensional drawing: 12				
	W/D/H in cm: 64 / 16,2 / 69,5	W/D/H in cm: 96 / 16,2 / 69,5	W/D/H in cm: 128 / 16,2 / 69,5	W/D/H in cm: 160 / 16,2 / 69,5
	Description	Mirror with shelf 64/69, top-mounted light	Mirror with shelf 96/69, 2 top-mounted lights	Mirror with shelf 128/69, 2 top-mounted lights
	Item number	QSA64A	QSA96A	QSA12A
	Surcharge for washbasin aera lighting	(Q-W64)	(Q-W96)	(Q-W12)




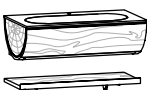



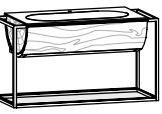

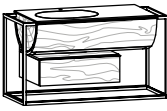
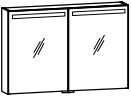
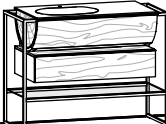
<p>Plate with recess for installations</p> <p>Dimensional drawing: 11</p> 					
	W/D/H in cm: 64 / 50 / 21	W/D/H in cm: 96 / 50 / 21	W/D/H in cm: 128 / 50 / 21		
	Description Wall-hung low cabinet 64/21, 1 drawer	Description Wall-hung low cabinet 96/21, 1 drawer	Description Wall-hung low cabinet 128/21, 1 drawer		
	Item number QU64	Item number QU96	Item number QU12		
<p>Mounting with metal wall brackets</p> 					
	W/D/H in cm: 63,9 / 40 / 2,7	W/D/H in cm: 95,9 / 40 / 2,7	W/D/H in cm: 127,9 / 40 / 2,7	W/D/H in cm: 159,9 / 40 / 2,7	W/D/H in cm: 191,9 / 40 / 2,7
	Description Shelf 64	Description Shelf 96	Description Shelf 128	Description Shelf 160	Description Shelf 192
	Item number QF64	Item number QF96	Item number QF12	Item number QF16	Item number QF19

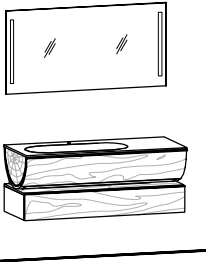
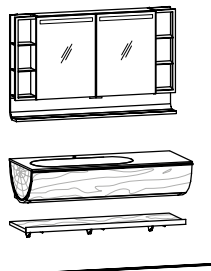
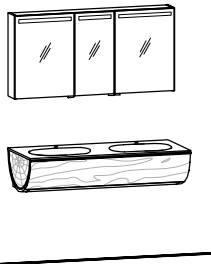
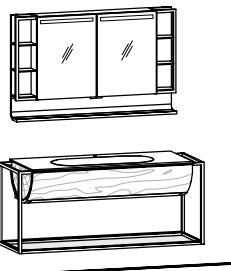
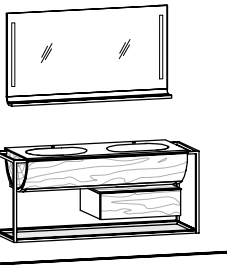
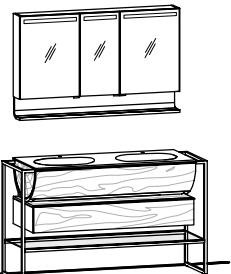
Doors protrude on hinge side when opened (5 cm clearance from wall must be allowed)	2 adjustable glass shelves  W/D/H in cm: 32 / 35 / 96	2 adjustable glass shelves  W/D/H in cm: 32 / 35 / 96	2 adjustable glass shelves open part: 2 fixid shelves  W/D/H in cm: 48 / 35 / 96	2 adjustable glass shelves open part: 2 fixid shelves  W/D/H in cm: 48 / 35 / 96	1 Centre panel 2 adjustable glass shelves each  W/D/H in cm: 64 / 35 / 96		
	Description	Highboard 32, door mounted on left	Highboard 32, door mounted on right	Highboard 48, 1 door, open at the side, door mounted on left	Highboard 48, 1 door, open at the side, door mounted on right	Highboard 64, 2-door	
	Item number	QHB32H-L	QHB32H-R	QHB48H-L	QHB48H-R	QHB64H	
Surcharge for double internal drawer (Q-S30)					(Q-S30)*		
Doors protrude on hinge side when opened (5 cm clearance from wall must be allowed)	1 adjustable glass shelf open shelf  W/D/H in cm: 32 / 35 / 96	1 adjustable glass shelf open shelf  W/D/H in cm: 32 / 35 / 96	2 adjustable glass shelves open part: 2 fixid shelves  W/D/H in cm: 48 / 35 / 96	2 adjustable glass shelves open part: 2 fixid shelves  W/D/H in cm: 48 / 35 / 96	1 Centre panel 2 adjustable shelves each  W/D/H in cm: 64 / 35 / 96		
	Description	Highboard 32, open at the bottom, door mounted on left	Highboard 32, open at the bottom, door mounted on right	Highboard 48, 1 door, open at the side, mirror, door mounted on left	Highboard 48, 1 door, open at the side, mirror, door mounted on right	Highboard 64, 2-door, open at the bottom	
	Item number	QHB32U-L	QHB32U-R	QHB48S-L	QHB48S-R	QHB64U	
Surcharge for double internal drawer --			(Q-S30)		--		
Doors protrude on hinge side when opened (5 cm clearance from wall must be allowed)	open shelf 1 adjustable glass shelf  W/D/H in cm: 32 / 35 / 96	open shelf 1 adjustable glass shelf  W/D/H in cm: 32 / 35 / 96				1 Centre panel 2 adjustable shelves each  W/D/H in cm: 64 / 35 / 96	
	Description	Highboard 32, open at the top, door mounted on left				Highboard 32, open at the top, door mounted on right	Highboard 64, 2-door, open at the top
	Item number	QHB32O-L				QHB32O-R	QHB64O
Surcharge for tilt-open laundry bin instead of bottom door (Q-K30)			(Q-K30)*				

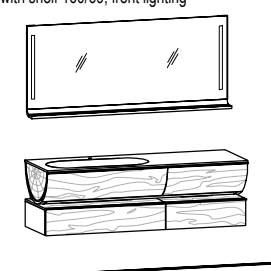
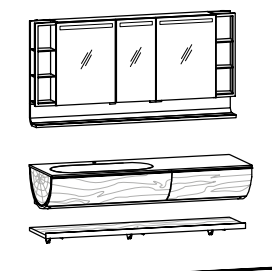
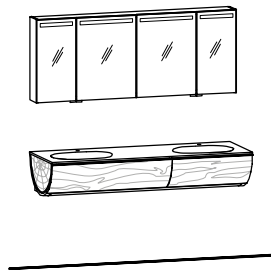
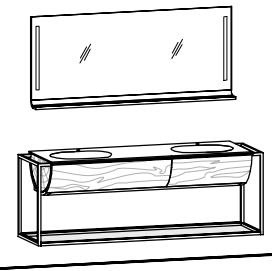
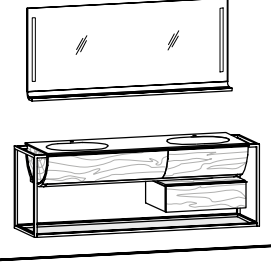
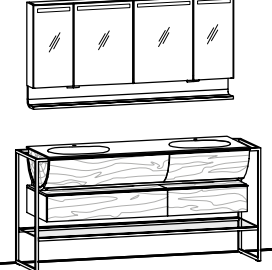
Doors protrude on hinge side when opened (5 cm clearance from wall must be allowed)	3 adjustable glass shelves 	3 adjustable glass shelves 	3 adjustable glass shelves open part: 3 fixed shelves 	3 adjustable glass shelves open part: 3 fixed shelves 	1 Centre panel 3 adjustable glass shelves each 
	W/D/H in cm: 32 / 35 / 128	W/D/H in cm: 32 / 35 / 128	W/D/H in cm: 48 / 35 / 128	W/D/H in cm: 48 / 35 / 128	W/D/H in cm: 64 / 35 / 128
	Description Mid height cabinet 32, door mounted on left	Mid height cabinet 32, door mounted on right	Mid height cabinet 48, 1 door, open at the side, door mounted on left	Mid height cabinet 48, 1 door, open at the side, door mounted on right	Mid height cabinet 64, 2-door
	Item number QMS32H-L	QMS32H-R	QMS48H-L	QMS48H-R	QMS64H
Surcharge for double internal drawer (Q-S30)					(Q-S30)*
Doors protrude on hinge side when opened (5 cm clearance from wall must be allowed)	3 adjustable glass shelves 	3 adjustable glass shelves 	3 adjustable glass shelves open part: 3 fixed shelves 	3 adjustable glass shelves open part: 3 fixed shelves 	
	W/D/H in cm: 32 / 35 / 128	W/D/H in cm: 32 / 35 / 128	W/D/H in cm: 48 / 35 / 128	W/D/H in cm: 48 / 35 / 128	
	Description Mid height cabinet 32, mirror front, door mounted on left	Mid height cabinet 32, mirror front, door mounted on right	Mid height cabinet 48, 1 door, open at the side, mirror, door mounted on left	Mid height cabinet 48, 1 door, open at the side, mirror, door mounted on right	
	Item number QMS32S-L	QMS32S-R	QMS48S-L	QMS48S-R	
Surcharge for double internal drawer (Q-S30)					
Doors protrude on hinge side when opened (5 cm clearance from wall must be allowed)	open part: 1 shelf bottom: 1 adjustable glass shelf 	open part: 1 shelf bottom: 1 adjustable glass shelf 	top: 3 wooden storage trays bottom: 1 adjustable glass shelf Carcase with clear glass top cover 	top: 3 wooden storage trays bottom: 1 adjustable glass shelf Carcase with clear glass top cover 	1 Centre panel top 1 adjustable shelves each 1 adjustable glass shelf at bottom each 
	W/D/H in cm: 32 / 35 / 128	W/D/H in cm: 32 / 35 / 128	W/D/H in cm: 32 / 35 / 128	W/D/H in cm: 32 / 35 / 128	W/D/H in cm: 64 / 35 / 128
	Description Mid height cabinet 32, open at the top, door mounted on left	Mid height cabinet 32, open at the top, door mounted on right	Mid height cabinet 32, 3 shelves at top, door mounted on left	Mid height cabinet 32, 3 shelves at top, door mounted on right	Mid height cabinet 64, 2-door, open at the top
	Item number QMS32O-L	QMS32O-R	QMS32A-L	QMS32A-R	QMS64O
Surcharge for tilt-open laundry bin instead of bottom door (Q-K30)			--		(Q-K30)*

Doors protrude on hinge side when opened (5 cm clearance from wall must be allowed)	4 adjustable glass shelves  W/D/H in cm: 32 / 35 / 160	4 adjustable glass shelves  W/D/H in cm: 32 / 35 / 160	4 adjustable glass shelves open part: 3 fixed shelves  W/D/H in cm: 48 / 35 / 160	4 adjustable glass shelves open part: 3 fixed shelves  W/D/H in cm: 48 / 35 / 160	1 Centre panel 4 adjustable glass shelves each  W/D/H in cm: 64 / 35 / 160	
	Description	Tall cabinet 32, door mounted on left	Tall cabinet 32, door mounted on right	Tall cabinet 48, 1 door, open at the side, door mounted on left	Tall cabinet 48, 1 door, open at the side, door mounted on right	Tall cabinet 64, 2-door
	Item number	QHS32H-L	QHS32H-R	QHS48H-L	QHS48H-R	QHS64H
Surcharge for double internal drawer (Q-S30)					(Q-S30)*	
Doors protrude on hinge side when opened (5 cm clearance from wall must be allowed)	4 adjustable glass shelves  W/D/H in cm: 32 / 35 / 160	4 adjustable glass shelves  W/D/H in cm: 32 / 35 / 160	4 adjustable glass shelves open part: 3 fixed shelves  W/D/H in cm: 48 / 35 / 160	4 adjustable glass shelves open part: 3 fixed shelves  W/D/H in cm: 48 / 35 / 160		
	Description	Tall cabinet 32, mirror front, door mounted on left	Tall cabinet 32, mirror front, door mounted on right	Tall cabinet 48, 1 door, open at the side, mirror, door mounted on left	Tall cabinet 48, 1 door, open at the side, mirror, door mounted on right	
	Item number	QHS32S-L	QHS32S-R	QHS48S-L	QHS48S-R	
Surcharge for double internal drawer (Q-S30)						
Doors protrude on hinge side when opened (5 cm clearance from wall must be allowed)	top: 3 adjustable glass shelves bottom: 1 adjustable glass shelf  W/D/H in cm: 32 / 35 / 160	top: 3 adjustable glass shelves bottom: 1 adjustable glass shelf  W/D/H in cm: 32 / 35 / 160	top: 3 adjustable glass shelves bottom: 1 adjustable glass shelf open part: 3 fixed shelves  W/D/H in cm: 48 / 35 / 160	top: 3 adjustable glass shelves bottom: 1 adjustable glass shelf open part: 3 fixed shelves  W/D/H in cm: 48 / 35 / 160	top: 3 adjustable glass shelves bottom: 1 adjustable glass shelf open part: 3 fixed shelves  W/D/H in cm: 48 / 35 / 160	
	Description	Tall cabinet 32, 2 doors, door mounted on left	Tall cabinet 32, 2 doors, door mounted on right	Tall cabinet 48, 2 doors, open at the side, Tür li	Tall cabinet 48, 2 doors, open at the side, Tür re	Tall cabinet 48, 2 doors, open at the side, mirror, Tür li
	Item number	QHS32T-L	QHS32T-R	QHS48T-L	QHS48T-R	QHS48K-L
Surcharge for tilt-open laundry bin instead of bottom door (Q-K30)						
Doors protrude on hinge side when opened (5 cm clearance from wall must be allowed)	open part: 1 shelf bottom: 2 adjustable glass shelves  W/D/H in cm: 32 / 35 / 160	open part: 1 shelf bottom: 2 adjustable glass shelves  W/D/H in cm: 32 / 35 / 160	top: 3 wooden storage trays bottom: 2 adjustable glass shelves Carcase with clear glass top cover  W/D/H in cm: 32 / 35 / 160	top: 3 wooden storage trays bottom: 2 adjustable glass shelves Carcase with clear glass top cover  W/D/H in cm: 32 / 35 / 160	1 Centre panel top 1 adjustable shelves each 2 adjustable glass shelves at bottom each  W/D/H in cm: 64 / 35 / 160	
	Description	Tall cabinet 32, open at the top, door mounted on left	Tall cabinet 32, open at the top, door mounted on right	Tall cabinet 32, 3 shelves at top, door mounted on left	Tall cabinet 32, 3 shelves at top, door mounted on right	Tall cabinet 64, 2-door, open at the top
	Item number	QHS32O-L	QHS32O-R	QHS32A-L	QHS32A-R	QHS64O
Surcharge for double internal drawer (Q-S30)					(Q-S30)*	

Floating wall shelves with clip-on fitting Max. total loading capacity 10 kg				
	W/D/H in cm: 64 / 14,5 / 3,9	W/D/H in cm: 96 / 14,5 / 3,9	W/D/H in cm: 128 / 14,5 / 3,9	W/D/H in cm: 160 / 14,5 / 3,9
Description	Wall shelf 64 cm	Wall shelf 96 cm	Wall shelf 128	Wall shelf 160
Item number	BWS64	BWS96	BWS12	BWS16
		Height: 12 cm 		Mobile, with 4 casters With removable internal linen bag. 
	W/D/H in cm: 13,7 / 30,9 / 10,4		W/D/H in cm: 31,6 / 21 / 195	W/D/H in cm: 45 / 45 / 60
Description	Hairdryer insert for cabinet with open side	Base feet set (4 feet 12 cm)	Wall mirror 32/195 rotatable with 5 utensil compartments	Laundry cube 45 with clap lid
Item number	QFE48	BSF12	BSD32	BW45
	Max. total loading capacity 10 kg 	Max. total loading capacity 10 kg 		Schuko (earthed) power socket in silver grey for screw-mounting to flap cover. 190 cm connection lead with Schuko (earthed) angled plug 
	W/D/H in cm: 48 / 16 / 26,6	W/D/H in cm: 48 / 16 / 109	W/D/H in cm: 37 / 35 / 184,6	
Description	Hand towel holder with 1 rime	Hand towel holder with 3 rime	Hand towel rack with drawer 37/185 cm	Surface mounted plug socket w. connection cable
Item number	QHH1	QHH3	QHL37	BST1
	Can be fitted on left and right 	CLOU system with lever (for pop-up waste set) Connection 1 1/4-inch Only suitable for built-under basin 	Connection 1 1/4-inch 	(coreboard, veneered, edged all round) Max. length 252 cm max. width 110 cm Material thickness: 14, 20 or 23 mm  In caso di taglio successivo, il bordo di taglio deve essere protetto dall'infiltrazione di umidità! (At least 0.5 m² will be charged)
	W/D/H in cm: 6 / 49 / 2,5			
Description	Hand towel holder for vanity unit cabinet	Drain and overflow fitting with matching cover	Surcharge Permanent waste set with matching cover	Filler panel, both sides veneered
Cover	---	Acrylic stone white Glass white	Acrylic stone white Glass white	---
Item number	BHH49	BAUA-AW BAUA-GW	BAPA-AW BAPA-GW	BLBS
				(per m²)

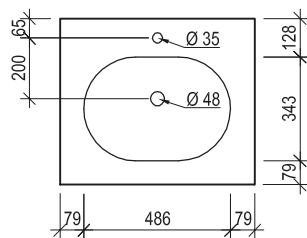
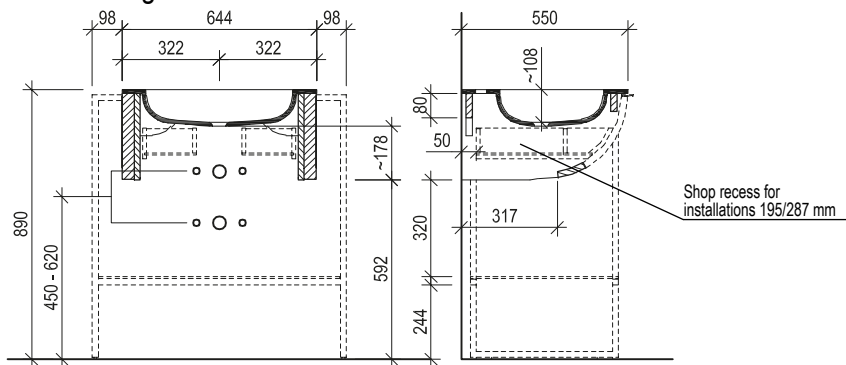
Suggestion (illustrated) consisting of:	1x QB96EU-L 1x QW96E-L 1x QU96 1x QSP96A	Furniture washbasin 96, built-under basin to one side, LH version Vanity unit 96, LH version Wall-hung low cabinet 96/21, 1 drawer Mirror 96/64, 2 top-mounted lights	  W/D/H in cm: 96,4 / 55 / 193	Dimensional drawing 3, 11, 12
	Washbasin with tap hole (available without tap hole on request)			
Suggestion 22				
Waschtisch	Acrylic stone white		Glass white	
Item number	QB22-AW-L		QB22-GW-L	
Surcharge for waste and overflow system (QU1)				
Surcharge for Permanent waste set (QP1)				
Surcharge for washbasin aera lighting (Q-W96)				
Suggestion (illustrated) consisting of:	1x QB96MU 1x QW96M 1x QSR96F	Furniture washbasin 96, built-under basin Vanity unit 96 Mirror cabinet with shelf 96/80, 2-door, front lighting	  W/D/H in cm: 96,4 / 55 / 200	Dimensional drawing 3, 11, 12
	Washbasin with tap hole (available without tap hole on request)			
Suggestion 25				
Waschtisch	Acrylic stone white		Glass white	
Item number	QB25-AW		QB25-GW	
Surcharge for waste and overflow system (QU1)				
Surcharge for Permanent waste set (QP1)				
Surcharge for washbasin aera lighting (Q-W96)				
Suggestion (illustrated) consisting of:	1x QB96MU 1x QW96M 1x QSE96F	Furniture washbasin 96, built-under basin Vanity unit 96 Mirror cabinet with shelf 96/80, 2-door, front lighting	  W/D/H in cm: 96,4 / 55 / 200	Dimensional drawing 2, 14
	Washbasin with tap hole (available without tap hole on request)			
Suggestion 28				
Waschtisch	Acrylic stone white		Glass white	
Item number	QB28-AW		QB28-GW	
Surcharge for waste and overflow system (QU1)				
Surcharge for Permanent waste set (QP1)				
Surcharge for washbasin aera lighting (Q-W96)				
Suggestion (illustrated) consisting of:	1x QB96MU 1x QW96MR 1x QSR96F	Furniture washbasin 96, built-under basin Vanity unit 96, metal frame Mirror cabinet with shelf 96/80, 2-door, front lighting	  W/D/H in cm: 116 / 55 / 200	Dimensional drawing 2, 15
	Washbasin with tap hole (available without tap hole on request)			
Suggestion 31				
Waschtisch	Acrylic stone white		Glass white	
Item number	QB31-AW		QB31-GW	
Surcharge for waste and overflow system (QU1)				
Surcharge for Permanent waste set (QP1)				
Surcharge for washbasin aera lighting (Q-W96)				
Suggestion (illustrated) consisting of:	1x QB96EU-L 1x QW96ER-L 1x QU64 1x QSA96F	Furniture washbasin 96, built-under basin to one side, LH version Vanity unit 96, metal frame, LH version Wall-hung low cabinet 64/21, 1 drawer Mirror with shelf 96/69, front lighting	  W/D/H in cm: 116 / 55 / 193	Dimensional drawing 3, 11, 12
	Washbasin with tap hole (available without tap hole on request)			
Suggestion 34				
Waschtisch	Acrylic stone white		Glass white	
Item number	QB34-AW-L		QB34-GW-L	
Surcharge for waste and overflow system (QU1)				
Surcharge for Permanent waste set (QP1)				
Surcharge for washbasin aera lighting (Q-W96)				
Suggestion (illustrated) consisting of:	1x QB96EU-L 1x QW96EB-L 1x QU96 1x QSS96F	Furniture washbasin 96, built-under basin to one side, LH version Vanity unit 96, floorstanding metal frame, LH version Wall-hung low cabinet 96/21, 1 drawer Mirror cabinet 96/64, 2-door, front lighting	  W/D/H in cm: 116 / 55 / 193	Dimensional drawing 3, 11, 13
	Washbasin with tap hole (available without tap hole on request)			
Suggestion 37				
Waschtisch	Acrylic stone white		Glass white	
Item number	QB37-AW-L		QB37-GW-L	
Surcharge for waste and overflow system (QU1)				
Surcharge for Permanent waste set (QP1)				
Surcharge for washbasin aera lighting (Q-W96)				

Suggestion (illustrated) consisting of:	1x QB12EU-L 1x QW12E-L 1x QU12 1x QSP12F	Furniture washbasin 128, built-under basin to one side, LH version Vanity unit 128, LH version Wall-hung low cabinet 128/21, 1 drawer Mirror 128/64, front lighting	 W/D/H in cm: 128,4 / 55 / 193	Dimensional drawing 5, 11, 12	1x QB12EU-L 1x QW12E-L 1x QF12 1x QSR12F	Furniture washbasin 128, built-under basin to one side, LH version Vanity unit 128, LH version Shelf 128 Mirror cabinet with shelf 128/80, 2-door, front lighting	 W/D/H in cm: 128,4 / 55 / 200	Dimensional drawing 5, 15
	Washbasin with tap hole (available without tap hole on request)							
Description	Suggestion 40				Suggestion 43			
Waschtisch	Acrylic stone white		Glass white		Acrylic stone white		Glass white	
Item number	QB40-AW-L		QB40-GW-L		QB43-AW-L		QB43-GW-L	
Surcharge for waste and overflow system		(QU1)		(QU1)				
Surcharge for Permanent waste set		(QP1)		(QP1)				
Surcharge for washbasin aera lighting		(Q-W12)		(Q-W12)				
Suggestion (illustrated) consisting of:	1x QB12DU 1x QW12D 1x QSS12F	Double furniture washbasin 128, built-under basin Double washbasin vanity unit 128 Mirror cabinet 128/64, 3-door, front lighting	 W/D/H in cm: 128,4 / 55 / 193	Dimensional drawing 6, 13	1x QB12MU 1x QW12MR 1x QSR12F	Furniture washbasin 128, built-under basin Vanity unit 128, metal frame Mirror cabinet with shelf 128/80, 2-door, front lighting	 W/D/H in cm: 148 / 55 / 200	Dimensional drawing 4, 15
	Washbasin with tap hole (available without tap hole on request)							
Description	Suggestion 46				Suggestion 49			
Waschtisch	Acrylic stone white		Glass white		Acrylic stone white		Glass white	
Item number	QB46-AW		QB46-GW		QB49-AW		QB49-GW	
Surcharge for waste and overflow system		(QU2)		(QU1)				
Surcharge for Permanent waste set		(QP2)		(QP1)				
Surcharge for washbasin aera lighting		(Q-W12)		(Q-W12)				
Suggestion (illustrated) consisting of:	1x QB12DU 1x QW12DR 1x QU64 1x QSA12F	Double furniture washbasin 128, built-under basin Double washbasin vanity unit 128, metal frame Wall-hung low cabinet 64/21, 1 drawer Mirror with shelf 128/69, front lighting	 W/D/H in cm: 148 / 55 / 193	Dimensional drawing 6, 11, 12	1x QB12DU 1x QW12DB 1x QU12 1x QSE12F	Double furniture washbasin 128, built-under basin Double washbasin vanity unit 128, floorstanding metal frame Wall-hung low cabinet 128/21, 1 drawer Mirror cabinet with shelf 128/80, 3-door, front lighting	 W/D/H in cm: 148 / 55 / 200	Dimensional drawing 6, 11, 14
	Washbasin with tap hole (available without tap hole on request)							
Description	Suggestion 52				Suggestion 55			
Waschtisch	Acrylic stone white		Glass white		Acrylic stone white		Glass white	
Item number	QB52-AW		QB52-GW		QB55-AW		QB55-GW	
Surcharge for waste and overflow system		(QU2)		(QU2)				
Surcharge for Permanent waste set		(QP2)		(QP2)				
Surcharge for washbasin aera lighting		(Q-W12)		(Q-W122)				

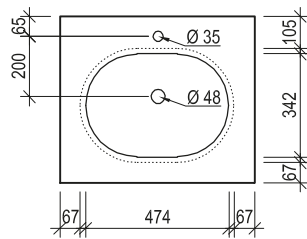
Suggestion (illustrated) consisting of:	1x QB16EU-L 1x QW16E-L 1x QU96 1x QU64 1x QSA16F	Furniture washbasin 160, built-under basin to one side, LH version Vanity unit 160, LH version Wall-hung low cabinet 96/21, 1 drawer Wall-hung low cabinet 64/21, 1 drawer Mirror with shelf 160/69, front lighting		W/D/H in cm: 160,4 / 55 / 193	Dimensional drawing 7, 11, 12	1x QB16EU-L 1x QW16E-L 1x QF16 1x QSR16F	Furniture washbasin 160, built-under basin to one side, LH version Vanity unit 160, LH version Shelf 160 Mirror cabinet with shelf 160/80, 3-door, front lighting		W/D/H in cm: 160,4 / 55 / 200	Dimensional drawing 7, 15	
	Washbasin with tap hole (available without tap hole on request)										
Description	Suggestion 58					Suggestion 61					
Waschtisch	Acrylic stone white		Glass white			Acrylic stone white		Glass white			
Item number	QB58-AW-L		QB58-GW-L			QB61-AW-L		QB61-GW-L			
Surcharge for waste and overflow system		(QU1)		(QU1)		(QU1)		(QU1)			
Surcharge for Permanent waste set		(QP1)		(QP1)		(QP1)		(QP1)			
Surcharge for washbasin aera lighting		(Q-W16)		(Q-W16)		(Q-W162)		(Q-W162)			
Suggestion (illustrated) consisting of:	1x QB16DU 1x QW16D 1x QSS16F	Double furniture washbasin 160, built-under basin Double washbasin vanity unit 160 Mirror cabinet 160/64, 4-door, front lighting		W/D/H in cm: 160,4 / 55 / 193	Dimensional drawing 8, 13	1x QB16DU 1x QW16DR 1x QSA16F	Double furniture washbasin 160, built-under basin Double washbasin vanity unit 160, metal frame Mirror with shelf 160/69, front lighting		W/D/H in cm: 180 / 55 / 193	Dimensional drawing 8, 12	
	Washbasin with tap hole (available without tap hole on request)										
Description		Suggestion 64				Suggestion 67					
Waschtisch	Acrylic stone white		Glass white			Acrylic stone white		Glass white			
Item number	QB64-AW		QB64-GW			QB67-AW		QB67-GW			
Surcharge for waste and overflow system		(QU2)		(QU2)		(QU2)		(QU2)			
Surcharge for Permanent waste set		(QP2)		(QP2)		(QP2)		(QP2)			
Surcharge for washbasin aera lighting		(Q-W16)		(Q-W16)		(Q-W16)		(Q-W16)			
Suggestion (illustrated) consisting of:	1x QB16DU 1x QW16DR 1x QU64 1x QSA16F	Double furniture washbasin 160, built-under basin Double washbasin vanity unit 160, metal frame Wall-hung low cabinet 64/21, 1 drawer Mirror with shelf 160/69, front lighting		W/D/H in cm: 180 / 55 / 193	Dimensional drawing 8, 11, 12	1x QB16DU 1x QW16DB 1x QU96 1x QU64 1x QSE16F	Double furniture washbasin 160, built-under basin Double washbasin vanity unit 160, floorstanding metal frame Wall-hung low cabinet 96/21, 1 drawer Wall-hung low cabinet 64/21, 1 drawer Mirror cabinet with shelf 160/80, 4-door, front lighting		W/D/H in cm: 180 / 55 / 200	Dimensional drawing 8, 11, 14	
	Washbasin with tap hole (available without tap hole on request)										
Description		Suggestion 70				Suggestion 73					
Waschtisch	Acrylic stone white		Glass white			Acrylic stone white		Glass white			
Item number	QB70-AW		QB70-GW			QB73-AW		QB73-GW			
Surcharge for waste and overflow system		(QU2)		(QU2)		(QU2)		(QU2)			
Surcharge for Permanent waste set		(QP2)		(QP2)		(QP2)		(QP2)			
Surcharge for washbasin aera lighting		(Q-W16)		(Q-W16)		(Q-W162)		(Q-W162)			

Washbasin units 64

Dim. drawing 1



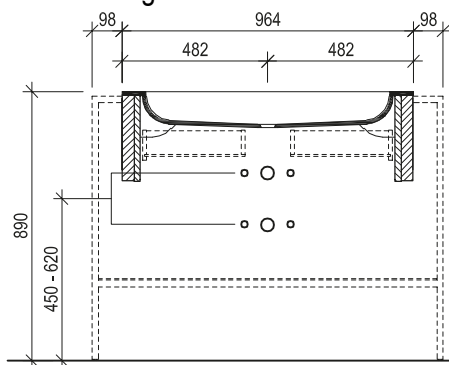
Acrylic stone



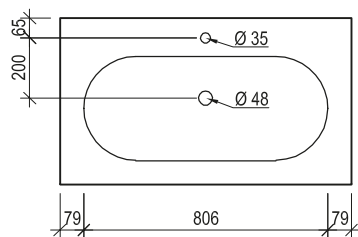
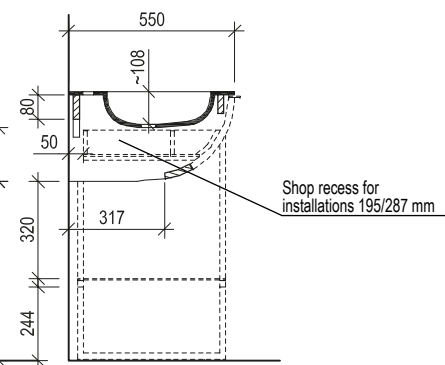
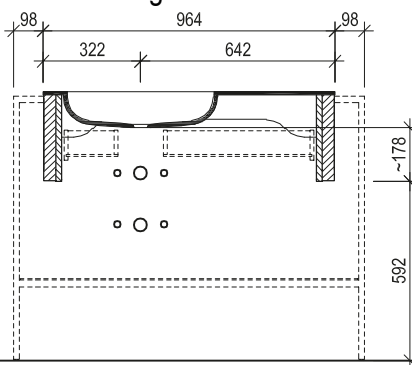
Glass

Washbasin units 64

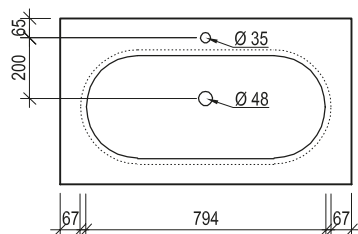
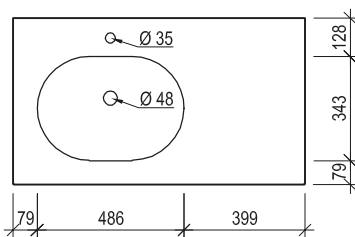
Dim. drawing 2



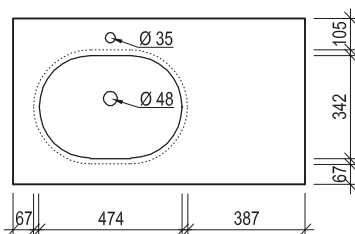
Dim. drawing 3



Acrylic stone

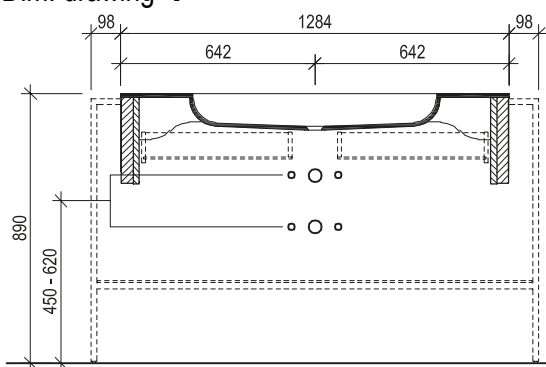


Glass

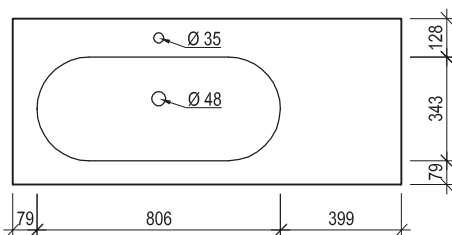
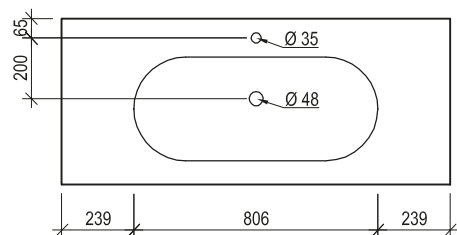
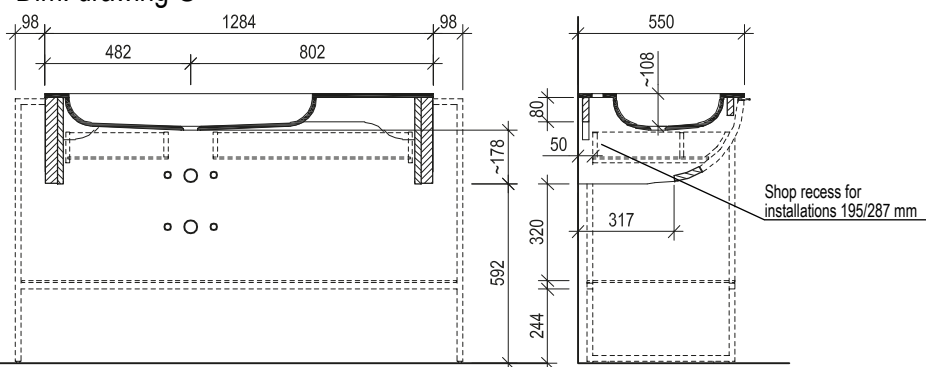


Washbasin units 128

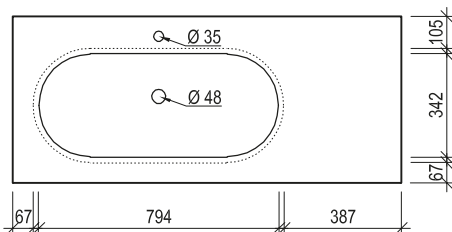
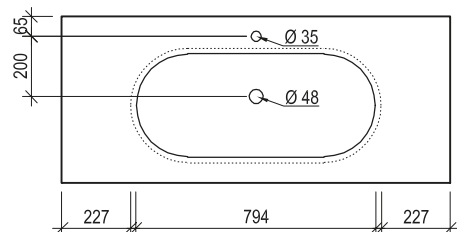
Dim. drawing 4



Dim. drawing 5



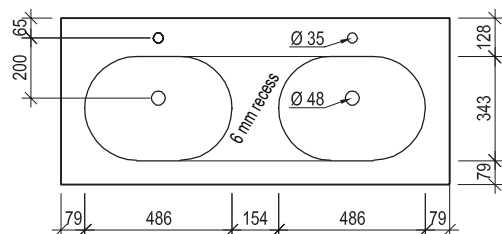
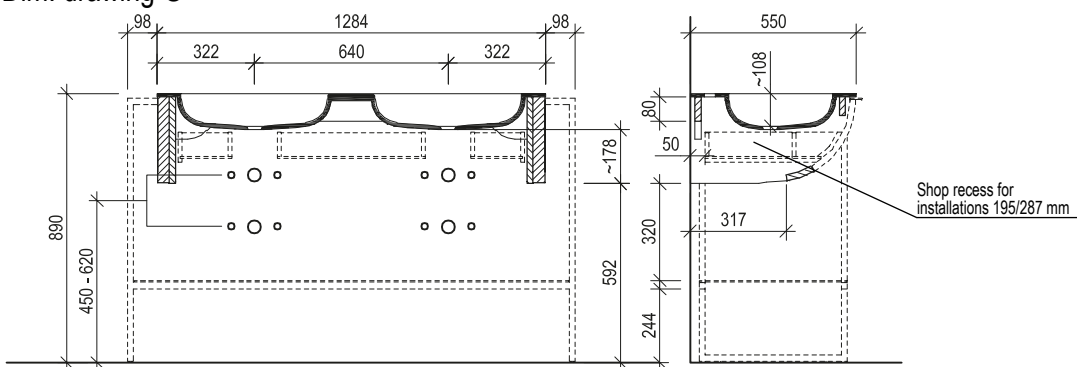
Acrylic stone



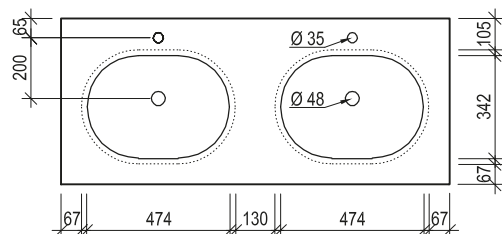
Glass

Double washbasins 128

Dim. drawing 6



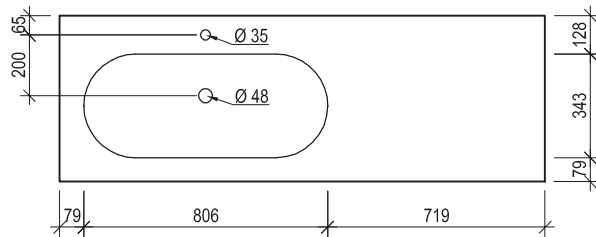
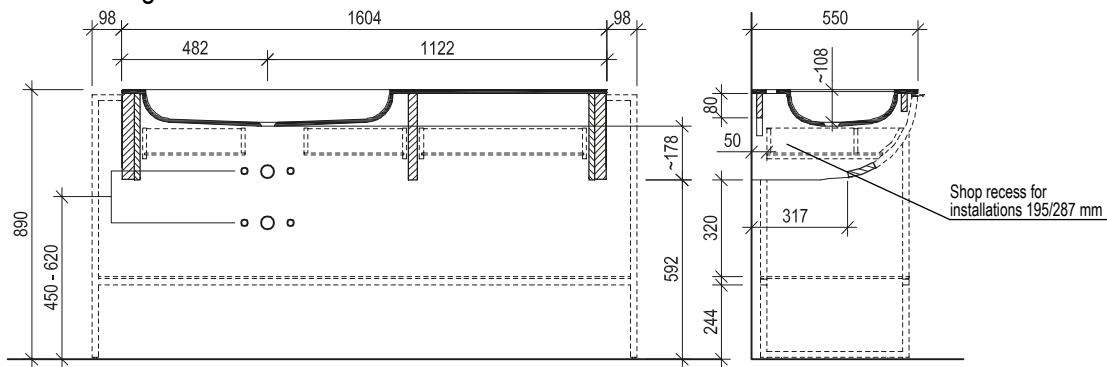
Acrylic stone



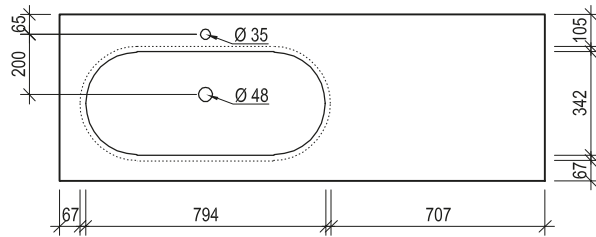
Glass

Washbasin units 160

Dim. drawing 7



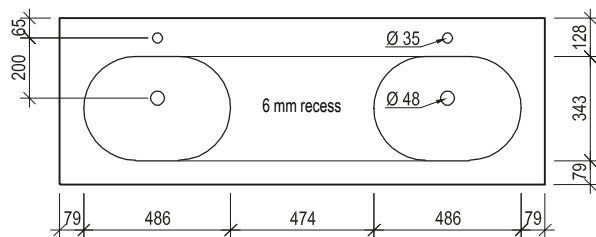
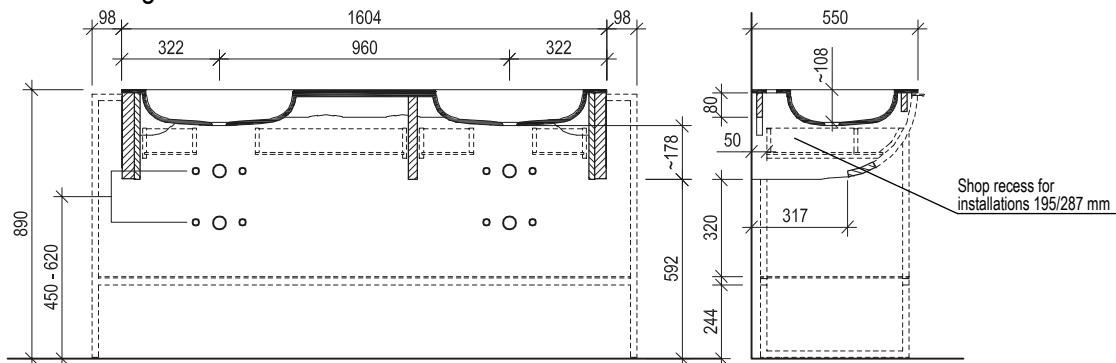
Acrylic stone



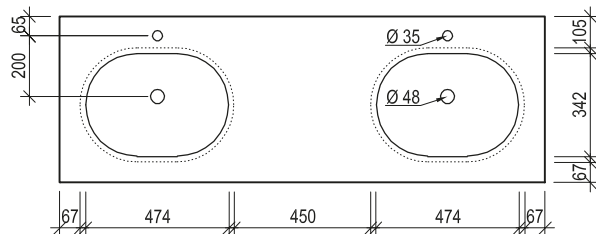
Glass

Double washbasin units 160

Dim. drawing 8



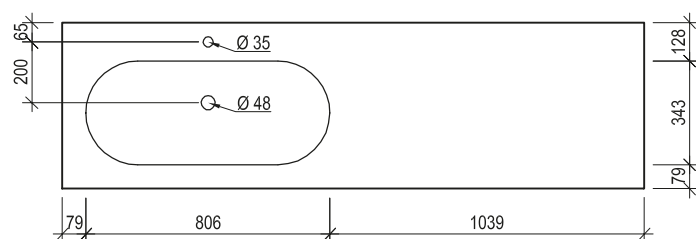
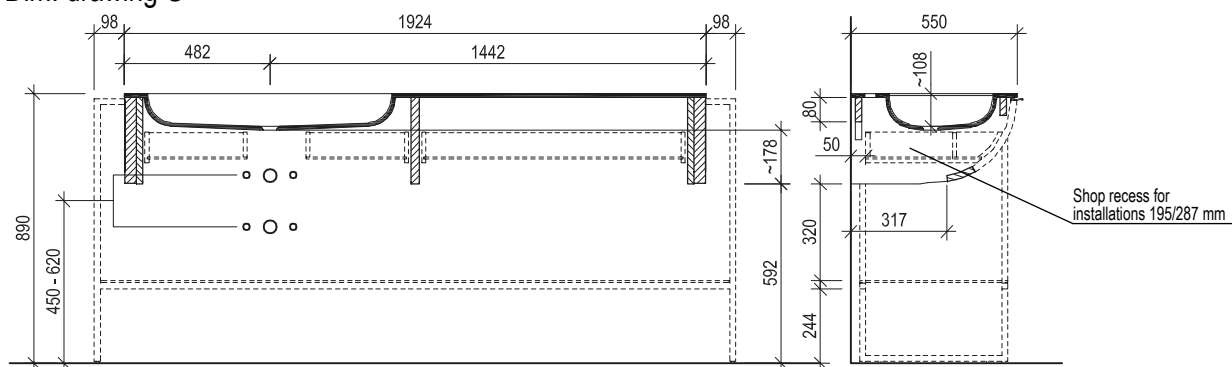
Acrylic stone



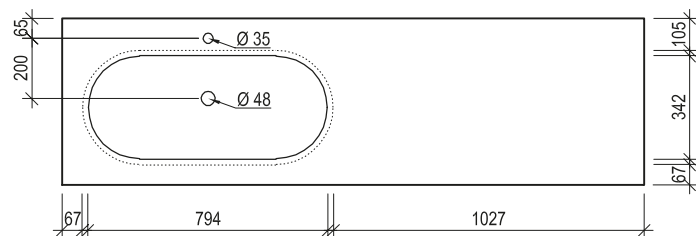
Glass

Washbasin units 192

Dim. drawing 9



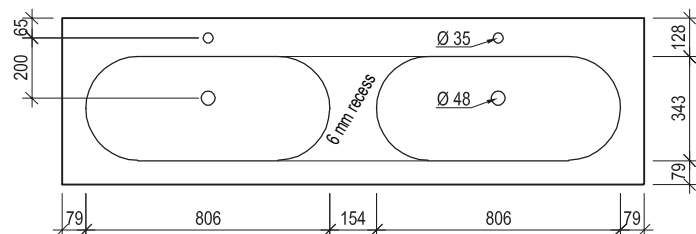
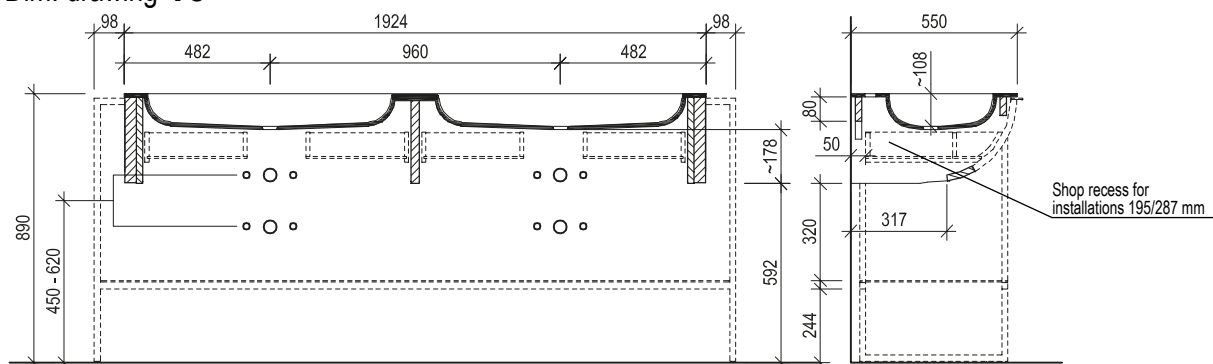
Acrylic stone



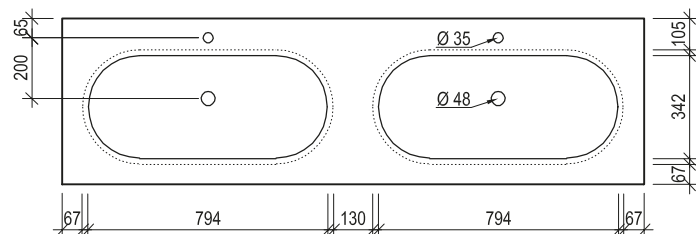
Glass

Double washbasins 192

Dim. drawing 10



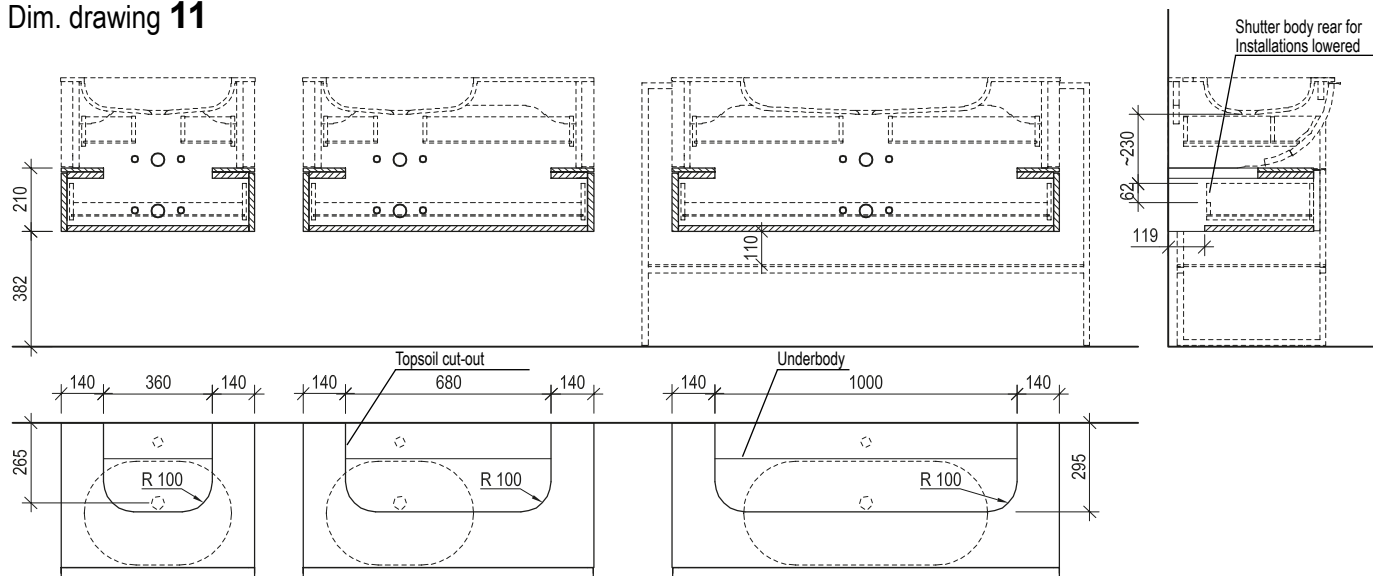
Acrylic stone



Glass

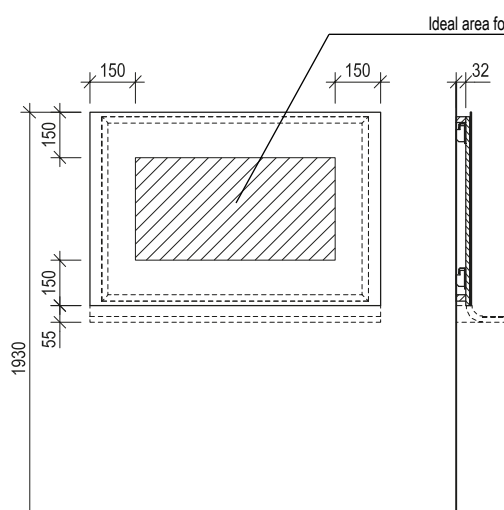
Base units

Dim. drawing **11**

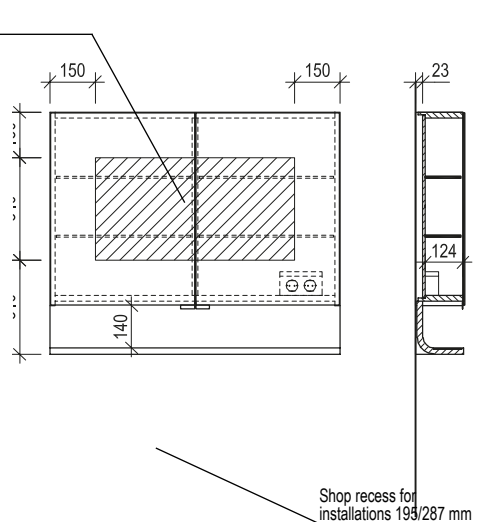


Flat mirrors and mirror cabinets - mounting height upper edge 193 cm

Dim. drawing **12**

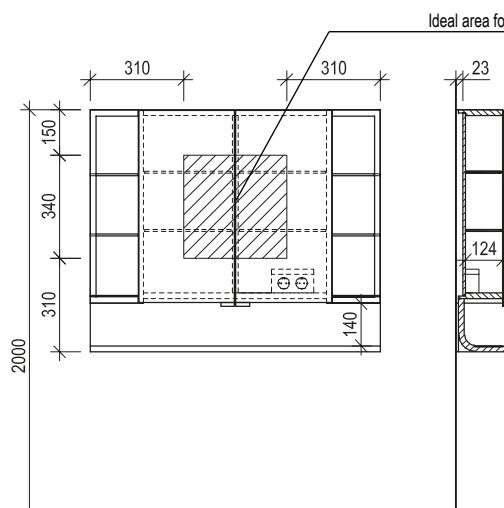


Dim. drawing **13**

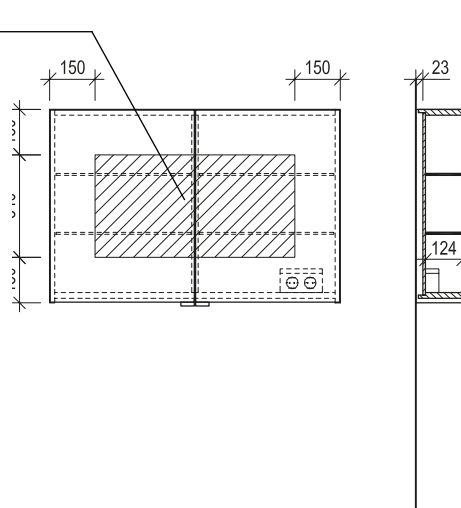


Mirror cabinets with shelf - mounting height upper edge 200 cm

Dim. drawing **14**



Dim. drawing**15**



GENERAL CONDITIONS OF SALE

1. General

1.1. The following terms of sale and delivery, hereinafter referred to as "GTC", apply to all business relationships (such as purchase contracts, work contracts, planning orders etc.) between VOGLAUER Gschwandtner & Zwilling GmbH, Voglauer hotel concept business division, hereinafter referred to as "VOGLAUER", and customers. By placing an order or entering into a contract with VOGLAUER, the customers accepts these as binding. Deviations, contradictions or supplementary general terms and conditions will not be binding on this contract, even when they are known about at the time, unless they are expressly agreed in writing. If conditions which deviate from these GTC are agreed in writing, these additional considerations shall apply.

1.2. VOGLAUER generally only enters into contracts with companies, which is why the GTC were designed for legal transactions between companies. If, in exceptional cases, they are also used as a basis for legal transactions with consumers, they shall only apply insofar as they do not violate mandatory provisions of consumer protection law.

2. Offers, prices

2.1. All prices quoted by VOGLAUER in offers and price lists are subject to change and are net prices, unless it is expressly stated that statutory value added tax is included. Value added tax shall be charged separately in accordance with the statutory provisions applicable on the day of delivery or performance. VOGLAUER reserves the right to make technical and other reasonable changes. If a customer's order does not contain any price information, VOGLAUER's price lists applicable on the day the order is received shall apply to this order.

2.2. Export deliveries are generally charged in euros and must also be paid in euros. If another currency is expressly agreed, VOGLAUER will invoice on the basis of the exchange rate to the Euro on the day that the order is confirmed. The rates calculated by the Austrian banks are applied for this purpose.

2.3. Export deliveries are generally charged in Euro and are also payable in Euro. If another currency has been explicitly agreed, VOGLAUER will invoice on the basis of the Euro exchange rate of the day on which the order has been confirmed. The price calculation of the Austrian National Bank (ONB) (published on: <https://www.onb.at/zinssatzwechselkurs/>) is the only relevant calculation.

3. Order acceptance, order basis

3.1. If an order is placed with VOGLAUER, a contract is only entered into when VOGLAUER confirms the order in writing or delivers the goods or sends the invoice. The customer is obliged to provide all required documents completely and correctly when placing the order. Any additional costs due to discrepancies between the actual circumstances and the documents or plans provided by the customer as well as additional costs due to late delivery of the documents are to be borne by the customer. Changes may only be made to the order after acceptance by mutual agreement and in writing.

3.2. If at the time of the order being placed, the ordered goods are not fully specified in detail (especially their technical design), a preliminary order confirmation will be issued. The customer is obliged to provide sufficient details of the order in a timely manner (notification of actual measurements) to ensure that agreed delivery times can be met. Upon the provision of details a final order acknowledgement is issued by which the subject matter of the contract becomes binding, unless the customer expressly immediately dissent in writing. Should this happen, the delivery contract remains valid, in accordance with the preliminary order confirmation. If an order is changed after a preliminary order confirmation, prices will be adjusted in accordance with a preceding cost estimate if need be.

4. Shipping, delivery

4.1. Unless otherwise agreed, the delivery of goods is free of charge. The goods are unloaded from the arriving means of transport and made available to the contracting party at the place designated for unloading, i.e. either in the loading dock or consignment area. Transport insurance shall only be arranged at the customer's explicit request. Any resulting costs shall solely be borne by the customer. If not specified otherwise in writing, the risk of price is passed to the customer upon the dispatch of the goods in the event of a delay in acceptance caused by the customer, after VOGLAUER's notification of readiness of dispatch.

4.2. The selection of the place of delivery and of the route and means of transport is made by VOGLAUER, in the absence of any written agreement to the contrary, to the best of their judgment, and without liability for the cheapest and fastest transport. Specified delivery times are not binding, unless otherwise expressly agreed in writing.

4.3. The agreed delivery period will generally commence on the day of the order confirmation. If at this moment in time (starting point of the period) the documentation required for production, such as in particular actual measurements, has not been made available to VOGLAUER, the course of the delivery period shall commence on the day where the final documentation required for production has been received by VOGLAUER. The customer is obliged to transmit such documentation promptly. Delivery deadlines (delivery deadlines) shall be extended by installation delays not caused by VOGLAUER. Should the customer have to make an advance payment, then the delivery period shall not start before the day before the advance payment has been received.

4.4. Should the customer be in delay of acceptance of the delivery item – even if not at fault himself – VOGLAUER has the right to raise the usual storage charge; in addition, VOGLAUER is entitled to withdraw from the delivery contract and the customer is obliged to pay the difference between the agreed price and the expectable revenue from the realisation of the deliverable goods. In cases where installation is part of the agreement, the customer is obliged to accept the contractual items after completion of the installation after a site inspection of the contractual goods. The provisions on creditor default apply where acceptance is refused.

4.5. Should VOGLAUER fail to meet delivery dates by more than 3 weeks, customers have the right to withdraw from the contract after a reasonable period of grace has been set. Should the delivery period be extended due to operational reasons which are beyond the control of VOGLAUER even when exercising the diligence of a prudent business management (in particular strikes, operational breakdowns, shortage of raw materials, but also cases of force majeure such as epidemics and epidemics leading to plant closures ("lockdown") etc.), the customer is only entitled to withdraw from the contract when the delivery period of 2 months is exceeded and an appropriate grace period is granted.

4.6. To ensure an efficient and reasonable delivery to the contracting party by VOGLAUER, the parties shall agree that for delivery and unloading the standards for unloading, as issued by the Future Initiative Furniture Logistics (ZIMLOG) in their current version, shall apply. These are available for downloading online under www.dcc-moebel.org/zimlog.html or can be sent in text form to the contracting party on request.

4.7. VOGLAUER is entitled to deliver in excess or below the contracted quantity. In the case of a delivery carried out to the extent as described above, the contracting party is not entitled to refuse acceptance.

4.8. If in individual cases, a contractual penalty has been agreed between the supplier and the contracting party, this can only be enforced if upon accepting the goods the contracting party has expressed their reservation in writing.

4.9. A contractual penalty provision must be sent directly to VOGLAUER. VOGLAUER's employees, drivers or any other third parties are not entitled to accept any contractual penalty provision.

5. Withdrawal from contract

5.1. If the customer does not fulfil their contractual obligations or does not meet them in full, VOGLAUER is entitled to withdraw from the contract. The right to withdraw from the contract can also be exercised with regard to a part of the delivery item. In such a case VOGLAUER is obliged to deliver the part of the delivery item not affected by the withdrawal and the customer is obliged to pay for this part.

5.2. If VOGLAUER exercises its right of withdrawal for reasons for which the customer is responsible, even if the customer is not at fault, or if the customer withdraws from the contract without being entitled to do so, the customer must pay for the advance services corresponding to the proportionate order value which have already been rendered within the scope of contract performance (e.g. planning services, procurement of materials, special services, work expenses and the like). VOGLAUER is entitled to claim a lump sum for preliminary work calculated at 25% of the order value without having to provide specific proof of individual services rendered. The costs of custom-made products already produced are to be fully

reimbursed less assembly and delivery costs.

6. Assembly

6.1. The customer must ensure that installation can be carried out without delay; in particular that the fitters are not impeded by other trespassers. Furthermore, the rooms to be furnished in the assembly area must be kept ready, heated if necessary, cleaned, sufficiently illuminated and provided with an electrical connection. The costs for electricity and water consumption shall be borne by the customer. Carpets must be made non-slip by the customer and adequately covered to protect against dirt and damage.

6.2. If, in the course of installation, mounting is required on fixtures belonging to the customer or third parties (e.g. fastening to the masonry by drilling or mortising), the customer is obliged to draw VOGLAUER's attention to potential hazards before commencing work, in particular the exact course of electricity, gas, water and other pipeline systems must be pointed out.

6.3. VOGLAUER is not obliged to examine the properties of the walls or objects to which fixings are to be made during installation. However, the customer is obliged to inform VOGLAUER about properties of the walls or objects which could compromise a straightforward and problem-free installation. Any additional costs arising from unexpected properties of the walls or objects shall be borne by the customer.

6.4. Additional costs for overtime and installation delays caused by the customer as well as work not included in the order confirmation or work resulting from defective stock will be charged separately. Fine cleaning of the premises after assembly is to be carried out by the customer at their own expense. Unless otherwise agreed in the contract, the installation services offered by VOGLAUER do not include the installation and connection of any types of electrical appliances or lighting fixtures. Unless otherwise agreed, this work shall be commissioned separately by the customer at their own expense to be carried out by an appropriately authorised contractor. Packaging material must be disposed of by the customer at their own expense.

6.5. VOGLAUER is not obliged to examine the properties of walls or objects to which fixings are to be made during installation. However, the customer is obliged to inform VOGLAUER about properties of the walls or objects which could compromise a straightforward and trouble-free installation. Any additional costs arising from unexpected properties of walls or objects shall be borne by the customer.

6.6. Additional costs for overtime and installation delays caused by the customer as well as work not included in the order confirmation or work resulting from defective stock will be charged separately. This would also apply if VOGLAUER had offered fitting as a lump sum or for free as discount.

6.7. The fine cleaning of the premises after assembly is to be carried out by the customer at their own expense. Unless otherwise agreed in the contract, the installation services offered by VOGLAUER do not include the installation and connection of any type of electrical appliances or lighting fixtures. Unless otherwise agreed, this work shall be commissioned separately by the customer at their own expense to be carried out by an appropriately authorised contractor. Packaging material must be disposed of by the customer at their own expense.

7. Complaints

The customer is required to examine the goods delivered for any defects without undue delay, i.e. within eight calendar days at the latest. Incomplete or incorrect deliveries as well as immediately apparent defects must be reported to VOGLAUER in writing immediately after receipt of goods; defects or errors which are not immediately apparent must be notified as soon as they are discovered. The notification must clearly indicate the nature and extent of the alleged defect. If defects and errors are not notified promptly, the delivery shall be deemed to have been accepted and correct and no warranty claims may be made.

The customer fulfils his obligation to check and give notice of defects by checking the goods for visible quantitative or qualitative defects using appropriate methods (please see following "Appropriate Testing Methods"). Appropriate testing methods are the following, although this is not an exhaustive list: (i) the checking of the delivered quantity of goods, (ii) the visual inspection of the packaging and (iii) the inspection of visible damages caused by transport or other matters. Obvious defects shall be notified by the contracting party within a period of two working days. The timely dispatch of the notice of defects shall suffice to comply with this deadline. Each notice of defects shall only be effective when provided in writing.

8. Warranty

VOGLAUER guarantees the delivered goods for a period of one year from the date of delivery. The warranty period for electrical appliances and lighting supplied by VOGLAUER is six months.

Warranty claims shall be subject to the customer complying with their duties of inspection and notification of defects. Should a customer fail in his duty to inspect and/or fail to meet the notification deadline, VOGLAUER's liability shall be excluded for defects not notified as above.

In cases of justified and timely notification of defects, VOGLAUER will, reasonably taking into account customer's interests, provide warranty by improvement, price reduction or replacement (exchange) or take back the goods refunding the purchase price. VOGLAUER reserves the right to choose the respective warranty remedy. If VOGLAUER does not fulfil their warranty obligations within a reasonable period of time, the customer is entitled to a reasonable price reduction or to withdraw from the contract. Activities undertaken by VOGLAUER resulting from unjustified notifications of defects shall be considered as a contractual service for which the customer has to pay.

In particular, the warranty does not apply:

- in the case of goods provided by the customer;
- in the case of damages resulting from structural defects (e.g. masonry, building moisture, building defects (e.g. defective masonry, building moisture, building defects, etc.);
- in the case of compatibility of the materials used by VOGLAUER with other parts and properties of the room to be furnished, e.g. externally provided furnishings, light colours, heating and the like;
- in the case of deformation and cracking of solid wood used;
- to the function of the delivered item and the suitability of the material used if the construction was designed by the customer or their authorised representative (e.g. architect);
- in the case of slight variations in the colours and surface or veneer structure of individual items delivered;
- the facts excluded in the VOGLAUER Furniture Quality Pass or the VOGLAUER manufacturer warranty declaration.

9. Disclaimer

9.1. VOGLAUER is only liable for damages outside the scope of application of the Product Liability Act if VOGLAUER is guilty of intent or gross negligence. Liability for slight negligence is excluded as well as compensation for consequential damage and financial loss, loss of profit, loss of interest and damage from third-party claims against the customer.

9.2. Within the scope of application of the Product Liability Act, VOGLAUER is liable for personal injury as well as for material damage suffered by a consumer. VOGLAUER is not liable for material damage suffered by a person in business. Furthermore, § 924 sentence 2 of the Austrian Civil Code (ABGB) and the recourse of the customer according to § 933b of the Austrian Civil Code (ABGB) is excluded. Claims for damages become statute-barred three years after delivery.

9.3. Furthermore, the contracting parties mutually waive all claims for damages insofar as these are covered by an insurance policy of the injured party. This waiver shall not apply to damages caused intentionally or through gross negligence or to the extent that the insurer would not be liable as a result of such waiver.

9.4. Locking devices and safes supplied by VOGLAUER do not constitute burglary and theft protection devices, so claims for damages in this respect are excluded. Any burglary and theft protection must therefore always be provided by the customer themselves at their own risk and expense and VOGLAUER accepts no liability for the contents locked in such devices.

10. Payment

10.1. Invoices for deliveries of goods shall be paid in accordance with the respective agreements made. Unless otherwise agreed, the customer shall pay one third

of the amount stated in the order confirmation as a down-payment promptly after placing the order, one third 2 weeks before delivery readiness and the remaining amount from the supply contract immediately after invoicing, in all cases without deduction. Unless different payment terms have been agreed in writing between the contracting parties, payments of the invoice amounts are due without deduction immediately upon receipt of the invoice. Bills of exchange or cheques shall only be accepted by specific written agreement as a means of payment. Discount and bill charges shall be borne by the customer and are due immediately. The customer acknowledges that VOGLAUER's sales representatives are not entitled to collect payments.

10.2. In the event of default in payment, it is agreed that default interest in the amount of 9.2% above the base interest rate shall be due. The customer may not offset any amounts due, unless with claims acknowledged by VOGLAUER in writing or legally established.

10.3. Should the customer no longer be able to engage in proper business operations, should enforcement proceedings be instigated, should a cheque or bill of exchange be protested, should payments be delayed or suspended, should the customer apply for judicial or extrajudicial rehabilitation proceedings or should insolvency proceedings be instituted, opened or an application for insolvency be rejected due to insufficient assets to recover costs, VOGLAUER is entitled to declare all claims arising from the business relationship immediately due and payable, even should bills of exchange or cheques be accepted or payment by instalments be granted. The same applies if the customer is in arrears with their payments or other circumstances become known which have an adverse effect on their creditworthiness.

10.4. The customer is not entitled to withhold payments due to alleged defects unless the defects and the amount of the amounts to be withheld have been acknowledged by VOGLAUER in writing or determined by court. The customer may not assign their claims against VOGLAUER to third parties and rights and obligations arising from contracts entered into may not be similarly assigned without prior written consent from VOGLAUER.

10.5. VOGLAUER is entitled to assign claims against the contracting party arising from deliveries or services to third parties (e.g. a bank or a factoring party) to the full extent permitted by applicable law. The contractual partner shall allow data to be forwarded to third parties for the purpose of the collection of the claims.

11. Retention of title

11.1. The delivered goods remain VOGLAUER's property until the customer has fully met their obligations, in particular payment of the purchase price including incidental costs and interest, fees, expenses, etc.

11.2. Deliveries performed for a specific construction project which are included in the same order form a single order, even when ordered, delivered and invoiced (partial invoice) in separate stages. In this case, the retention of title to all goods delivered for the respective construction project only expires when all claims from the uniform order are settled.

11.3. The customer may only resell goods delivered which are subject to retention of title if they are dedicated as commercial goods or if the retention of title has expired through payment or VOGLAUER expressly agrees. If the goods are resold, the customer assigns proceeds from the sale of the reserved goods to VOGLAUER. The customer is obliged to indicate the assignment by suitable entries in their accounting records and, at VOGLAUER's request, to disclose the names of the corresponding debtors as well as to specify the ceded claims in detail. Subject to this, VOGLAUER accepts the assignment. Any fees and/or taxes in connection with the assignment shall be borne by the customer and they shall indemnify and hold VOGLAUER harmless in this respect. VOGLAUER is entitled at any time to disclose the assignment and to collect the assigned claims itself.

11.4. The customer is obliged to keep the reserved goods insured to an adequate extent at all times against the usual risks such as natural hazards and to provide evidence of this to VOGLAUER upon request. The customer hereby assigns proceeds from possible insurance claims to VOGLAUER. Furthermore, the customer is obliged to store the goods in accordance with the instructions of VOGLAUER using state-of-the-art technology. Customers must handle the goods with due care and attention until the title is transferred to them.

11.5. VOGLAUER must be notified immediately of access by third parties to VOGLAUER's reserved property (seizure or description by way of pledge, other court and/or official orders). The customer must provide whatever support VOGLAUER may reasonably require in protecting VOGLAUER's rights in respect of the reserved property and to bear the associated costs, insofar as they are responsible for endangering VOGLAUER's reserved property.

11.6. In the event that the reserved goods are combined or mixed with other items, VOGLAUER shall be entitled to co-ownership of the new item in the ratio of the value of the reserved goods to the value of the other item at the time of combination or mixing. If the new item thus created is resold, the customer assigns the exact pro-rata purchase price from the resale to VOGLAUER in the sense of the above-mentioned stipulation.

12. Intellectual property

12.1. Trademarks, representations, as well as the associated drawings, plans and descriptions are VOGLAUER's intellectual property and may neither be reproduced nor made accessible to third parties without VOGLAUER's written consent.

13. Advertisement

13.1. It is agreed that objects furnished by VOGLAUER may be used by VOGLAUER for advertising purposes (reference lists, brochures, press releases, etc.) stating the name of the customer as well as using pictures of the furnished object. In this context, the customer grants VOGLAUER the right to take photographs of furnished objects.

14. Force majeure

14.1. Events of force majeure which affect VOGLAUER or one of its suppliers entitle VOGLAUER to suspend deliveries for the duration of the hindrance and a further reasonable start-up time without falling into arrears or withdrawing from the contract in whole or in part according to their effects.

Events of force majeure include, but are not limited to: all impacts of natural disasters, such as earthquakes, lightning, frost, storm, floods; in addition war, epidemics and epidemics, laws, official interventions (e.g. laws and regulations issued to prevent the spread of COVID-19 and the resulting restrictions "lockdown"), confiscation, transport disruptions, export, import and transit bans, international payment restrictions, loss of raw materials and energy; further, interruptions such as explosion, fire, strikes, sabotage; and all other events that could only be prevented at disproportionate cost and by economically unreasonable means.

15. Consent under data protection law

15.1. The customer expressly agrees that VOGLAUER may collect, process and use personal data provided by the customer, or which may be provided in the future, for marketing purposes e.g. by creating a customer file. This consent includes in particular the transmission of information for the purpose of advertising by fax, letter, email or any other method of transmission. This consent may be revoked by the customer at any time with future effect.

16. Final provisions

16.1. Austrian law shall apply with the exception of the conflict of legal provisions and the UN Convention on Contracts for the International Sale of Goods. The place of jurisdiction for all disputes arising directly or indirectly from the contract shall be the competent court in the provincial capital of Salzburg. The place of performance for delivery and payment is VOGLAUER's registered office.

16.2. Should any of these terms and conditions be wholly or partially invalid, the validity of the remaining provisions shall not be affected. The wholly or partially invalid provision is to be replaced by whatever provision comes closest to the intended purpose of the invalid provision.

16.3. All amendments and supplements to contracts between VOGLAUER and the customer must be made in writing and this also applies to departures from the written requirement. All declarations on the part of VOGLAUER are only legally effective if they are made in writing and by employees of the VOGLAUER principal office in Ahtenau, Austria.




ALL VOGLAUER MODELS


LIVING / DINNING




V-Alpin **NEW!**



V-Montana




V-Organo living




V-Cube living


SLEEPING



V-Alpin **NEW!**



V-Montana sleeping




V-Vaganto

HALL




V-Alpin **NEW!**



V-Montana




V-Organo coming



V-Cube coming


BATH



V-Alpin **NEW!**



V-Montana



V-Quell

CERTIFICATIONS & AWARDS



VOGLAUER



www.voglauer.com